



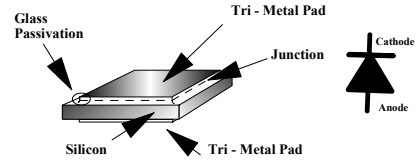
**Transys
Electronics
LIMITED**

**RD25000 Series - W - Au 25 Amp
RD35000 Series - W - Au 35 Amp
RD50000 Series - W - Au 50 Amp
Rectifier Automotive Die**

Data Sheet

Features

- Oxide Passivated EPI Die
- For Axial Lead/Pressfit /Button Construction
- Visual to Mil Std 750C
- 100 % Tested

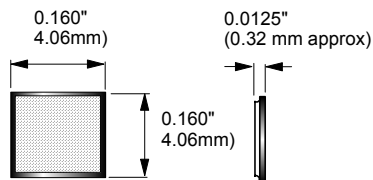


Characteristics at 25° C	Reverse Voltage	RMS Reverse Voltage	Maximum Forward Voltage @ t = 300µS	Average Rectified Output Current	Non- Repetitive Peak Forward Surge Current	Maximum Reverse Current @ V _R	Reverse Recovery Time @ I _F =0.5A	Outline
Type Number	V _{RRM} , V _{RWM} , V _R Volt	V _{RMS} Volt	V _F @ 75A Volt	I _F (AVG) Amp	I _{FSM} Amp	I _R nA	t _{RR} µS	
RD25050-W-Au	50	35	1.05	25	400	200	3	1
RD25100-W-Au	100	70						
RD25200-W-Au	200	140						
RD25400-W-Au	400	280						
RD25600-W-Au	600	420						
RD25800-W-Au	800	560						
RD251000-W-Au	1000	700						
Type Number	V _{RRM} , V _{RWM} , V _R Volt	V _{RMS} Volt	V _F @ 100A Volt	I _F (AVG) Amp	I _{FSM} Amp	I _R nA	T _{RR} µS	
RD35050-W-Au	50	35	1.05	35	500	200	3	2
RD35100-W-Au	100	70						
RD35200-W-Au	200	140						
RD35400-W-Au	400	280						
RD35600-W-Au	600	420						
RD35800-W-Au	800	560						
RD351000-W-Au	1000	700						
Type Number	V _{RRM} , V _{RWM} , V _R Volt	V _{RMS} Volt	V _F @ 100A Volt	I _F (AVG) Amp	I _{FSM} Amp	I _R nA	T _{RR} µS	
RD50050-W-Au	50	35	1.05	50	600	200	3	3
RD50100-W-Au	100	70						
RD50200-W-Au	200	140						
RD50400-W-Au	400	280						
RD50600-W-Au	600	420						
RD50800-W-Au	800	560						
RD501000-W-Au	1000	700						

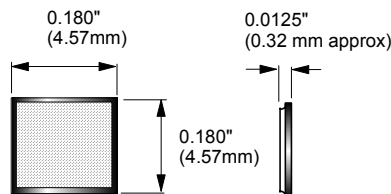
* The characteristics above assume the die are assembled in industry standard packages using appropriate attach methods
Maximum Operating Temperature Range -65 to + 200 ° C
Maximum Storage Temperature Range -65 to + 200 ° C

Mechanical Dimensions

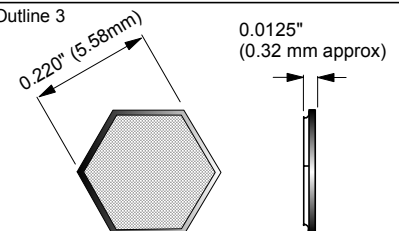
Outline 1



Outline 2



Outline 3



The information in this datasheet does not form part of any contract, quotation guarantee, warranty or representation, it has been produced in good faith and is believed to be accurate and may be changed without notice at any time. Liability will not be accepted by Transys Electronics LTD for any consequences whatsoever in its use. This publication does not convey nor imply any license under patent or other intellectual/industrial property rights. The products within this specification are not designed for use in any life support apparatus whatsoever where malfunction can be reasonably expected to cause personal injury or death. Customers using these products in the aforementioned applications do so at their own risk and agree to fully indemnify Transys Electronics LTD for any damage/ legal fees either direct, incidental or consequential from this improper use or sale.



Transys Electronics LTD
Birmingham UK.
Email: sales@transyselectronics.com
Website: www.transyselectronics.com
Tel: 44 (0) 121 776 6321
Fax 44 (0) 121 776 6997

SCD0727-1