



TAI-SAW TECHNOLOGY CO., LTD.

No. 3, Industrial 2nd Rd., Ping-Chen Industrial District,
Taoyuan, 324, Taiwan, R.O.C.

TEL: 886-3-4690038 FAX: 886-3-4697532

E-mail: tstsales@mail.taisaw.com Web: www.taisaw.com

Product Specifications Approval Sheet

Product Name: SAW Filter 881.5 MHz 25 MHz Bw SMD 3.0 x 3.0 mm

TST Parts No.:TA0166A

Customer Parts No.:_____

Customer signature required


Company:_____

Division:_____

Approved by :_____

Date:_____

Checked by:_____ Anne Chen 

Approved by:_____ Francis Chen 

Date:_____ 12, 12, 2012

1. Customer signed back is required before TST can proceed with sample build and receive orders.
2. Orders received without customer signed back will be regarded as agreement on the specifications.
3. Any specifications changes must be approved upon by both parties and a new revision of specifications shall be released to reflect the changes.



TAI-SAW TECHNOLOGY CO., LTD.

No. 3, Industrial 2nd Rd., Ping-Chen Industrial District,
Taoyuan, 324, Taiwan, R.O.C.

TEL: 886-3-4690038 FAX: 886-3-4697532

E-mail: tstsales@mail.taisaw.com Web: www.taisaw.com

SAW Filter 881.5MHz For Mobile Communication

MODEL NO.: TA0166A ~Low Loss~

REV. NO.:4

A. MAXIMUM RATING:

1. Input Power Level: 10 dB_m
2. DC voltage: 0 V
3. Operating Temperature: -30°C to +85°C
4. Storage Temperature: -40°C to +85°C

RoHS Compliant
Lead free
Lead-free soldering

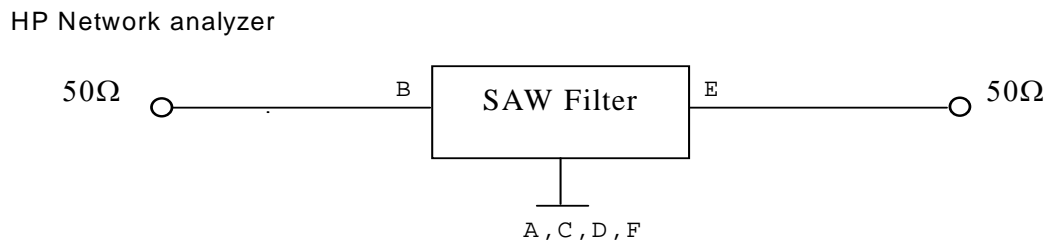
Electrostatic Sensitive Device (ESD)

B. ELECTRICAL CHARACTERISTICS:

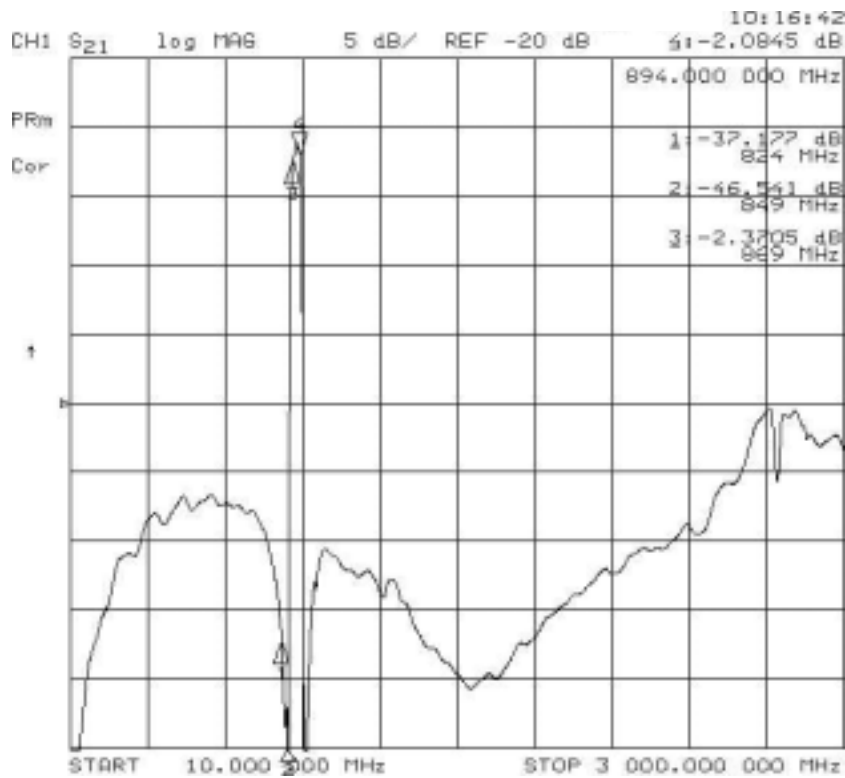
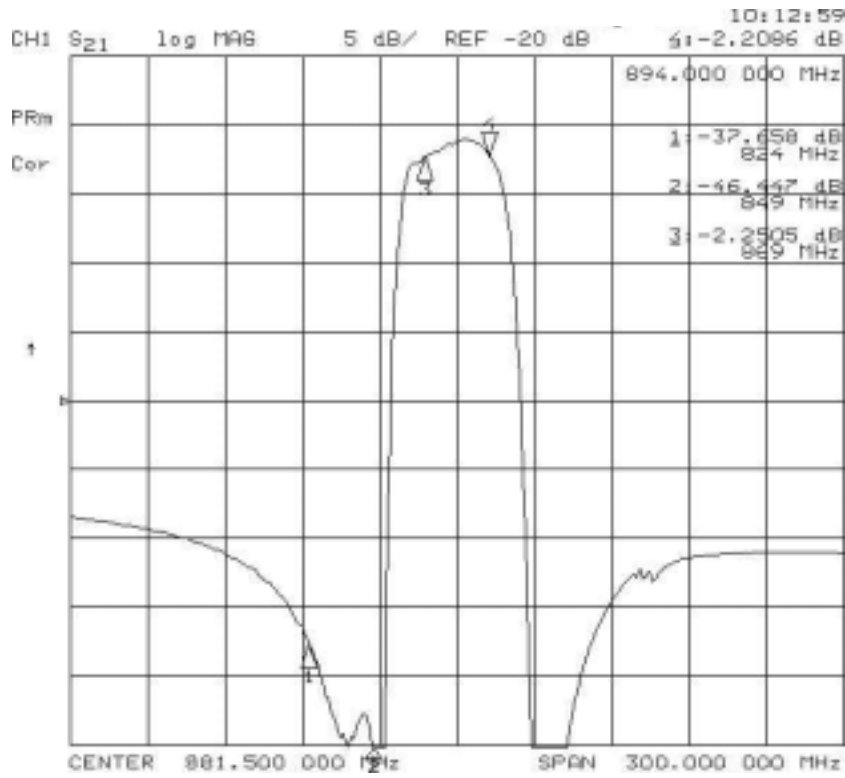
Characteristics		Min.	Typ.	Max.
Center frequency	F_c (dB)	-	881.5	-
Insertion loss within 869 ~894 MHz	IL (dB)	-	2.2	3.0
Amplitude ripple (p-p) within 869 ~ 894 MHz	(dB)	-	0.9	2.0
Attenuation (Reference level from 0 dB)				
10 ~ 800 MHz	(dB)	20.0	28.0	-
824 ~ 849 MHz	(dB)	35.0	38.0	-
939 ~ 1088 MHz	(dB)	28.0	31.0	-
1088 ~ 1119 MHz	(dB)	28.0	32.0	-
1119 ~ 2600 MHz	(dB)	20.0	26.0	-
VSWR within 869 ~894 MHz		-	1.7	2.2
Source impedance	Z_s (Ω)	-	50	-
Load impedance	Z_L (Ω)	-	50	-

Note1. No matching network required for operation at 50 Ω

MEASUREMENT CIRCUIT:

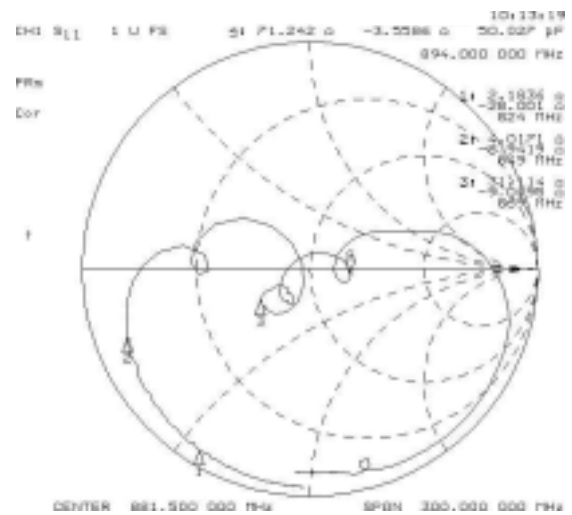
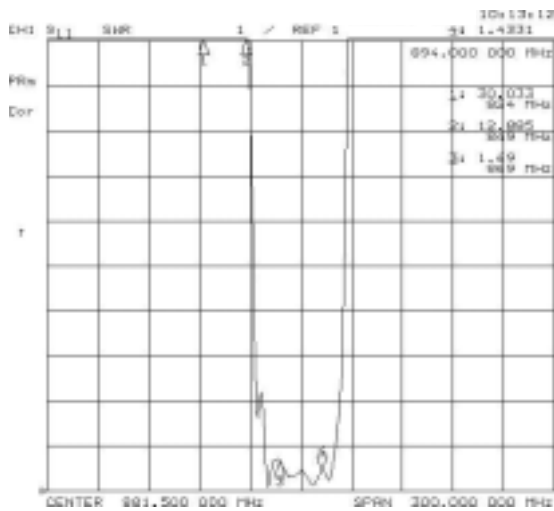


C. Frequency Characteristics :

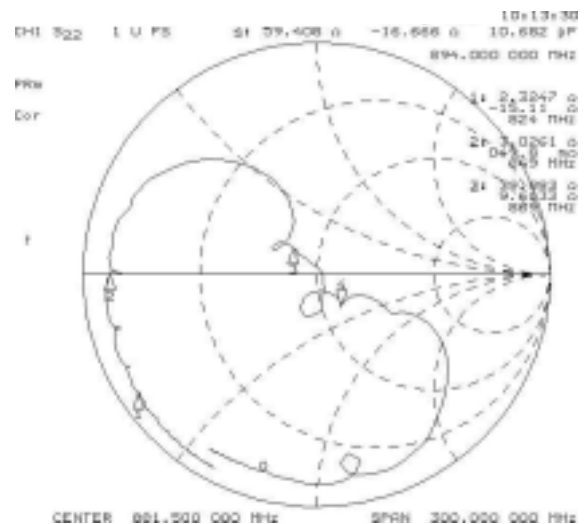
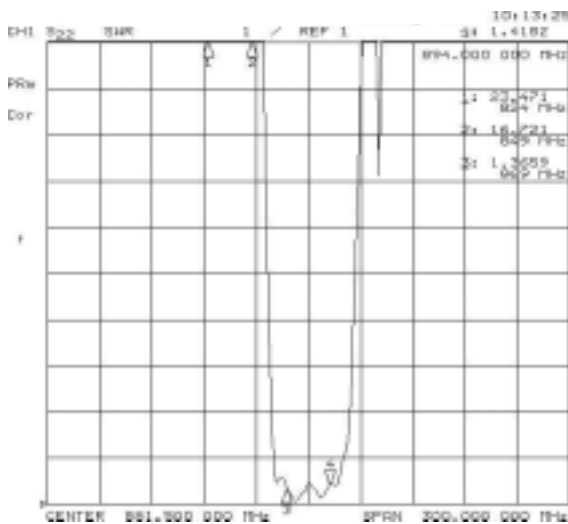


D. Reflections Functions :

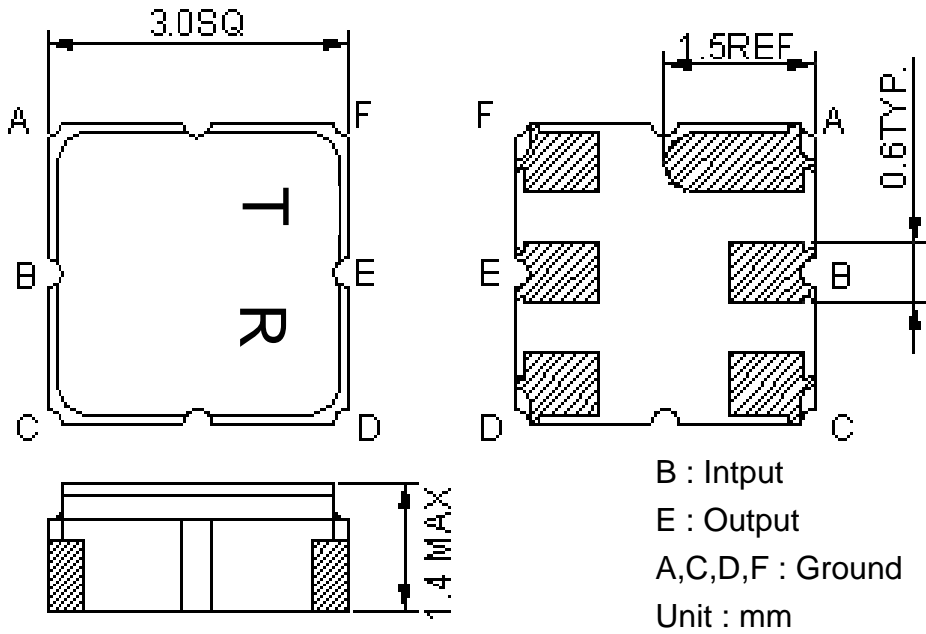
S11 VSWR



S22 VSWR



E. OUTLINE DRAWING:



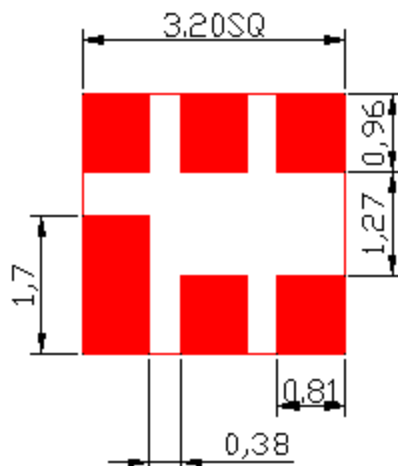
: Year Code (2011->1, 2012->2, ..., 2019->9)

: Date Code (Follow the table from planner each year)

Date Code Table

WK01	WK02	WK03	WK04	WK05	WK06	WK07	WK08	WK09	WK10	WK11	WK12	WK13
A	B	C	D	E	F	G	H	I	J	K	L	M
WK14	WK15	WK16	WK17	WK18	WK19	WK20	WK21	WK22	WK23	WK24	WK25	WK26
N	O	P	Q	R	S	T	U	V	W	X	Y	Z
WK27	WK28	WK29	WK30	WK31	WK32	WK33	WK34	WK35	WK36	WK37	WK38	WK39
a	b	c	d	e	f	g	h	i	j	k	l	m
WK40	WK41	WK42	WK43	WK44	WK45	WK46	WK47	WK48	WK49	WK50	WK51	WK52
n	o	p	q	r	s	t	u	v	w	x	y	z

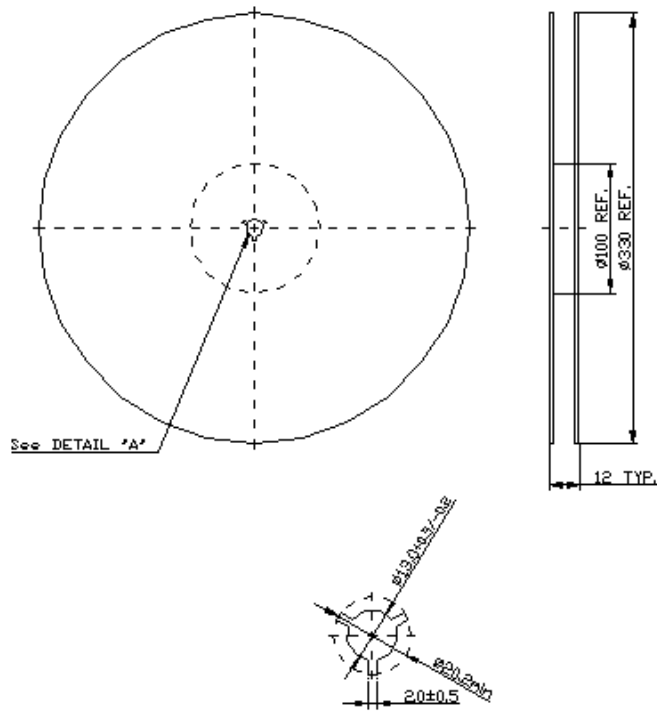
F. LAND PATTERN:



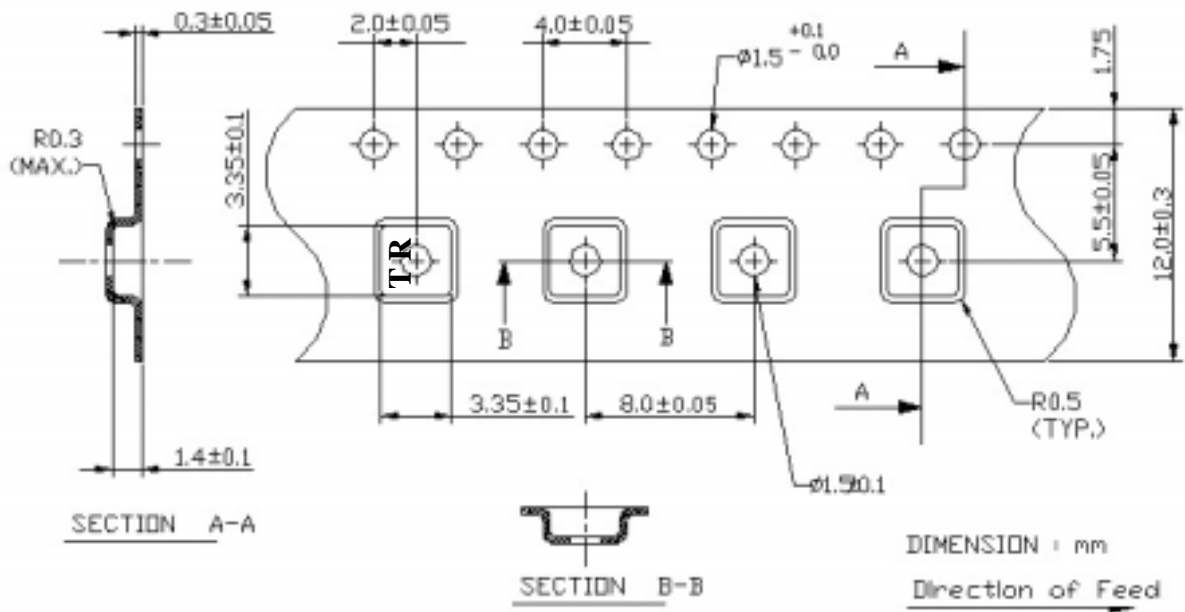
G. PACKING:

1. REEL DIMENSION

(Reel Count : 7"=1000 ; 13"=3000 or per the request of customer order)



TAPE DIMENSION



H. RECOMMENDED REFLOW PROFILE :

1. Preheating shall be fixed at 150~180 for 60~90 seconds.
2. Ascending time to preheating temperature 150 shall be 30 seconds min.
3. Heating shall be fixed at 220 for 50~80 seconds and at 245~260 peak (min. 10sec).
4. Time : 2 times.

