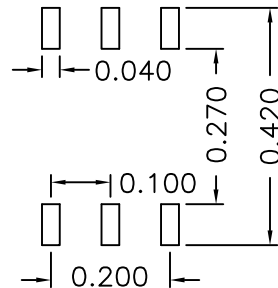
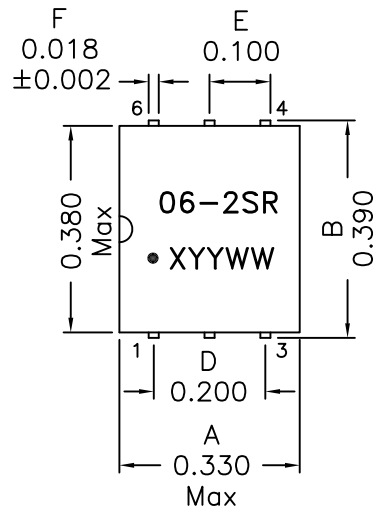
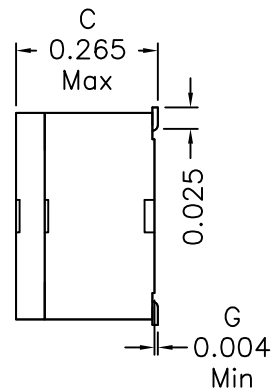


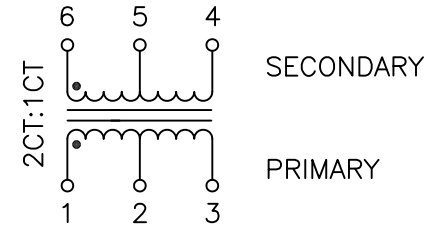
1. Mechanical Dimensions



SUGGESTED PCB LAYOUT



2. Schematic:



3. Electrical Specifications: @25°C

ISOLATION: 3000VAC

URNS RATIO: (Pri:Sec)=2CT:1CT ±5%

Pri OCL: 500uH Typ @100KHz 50mV

Q : 8 Min @10KHz 50mV

Pri DCR: 0.8 Ohms Max

ET Constant: 11VuS Min

Notes:

1. Solderability: Leads shall meet MIL-STD-202G, Method 208H for solderability.
2. Flammability: UL94V-0
3. ASTM oxygen index: > 28%
4. Insulation System: Class F 155°C. UL file E151556
5. Operating Temperature Range: All listed parameters are to be within tolerance from -40°C to +85°C
6. Storage Temperature Range: -55°C to +125°C
7. Aqueous wash compatible
8. SMD Lead Coplanarity: ±0.004"(0.102mm)
9. Electrical and mechanical specifications 100% tested
10. RoHS Compliant Component
11. Recommended IR Reflow peak temp of 250°C Max.

DOC. REV: B/1

XFMRs Inc www.XFMRs.com	Title: TRANSFORMER		
	UNLESS OTHERWISE SPECIFIED TOLERANCES: .xxx ±0.010 Dimensions in INCH	P/N: XF5006-2SR	REV. B
SHEET 1 OF 1	DWN.	Yuan	May-31-14
	CHK.	YK Liao	May-31-14
	APP.	DDC	May-31-14

PROPRIETARY

Document is the property of XFMRs Group & is not allowed to be duplicated without authorization.