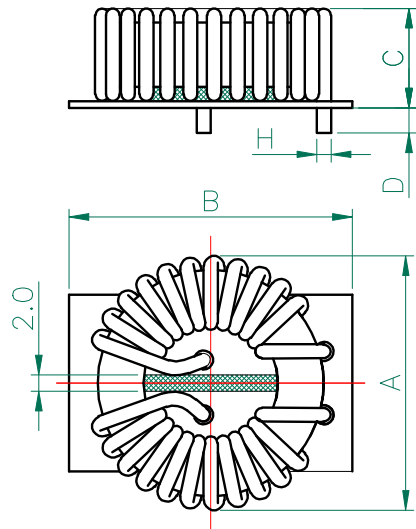


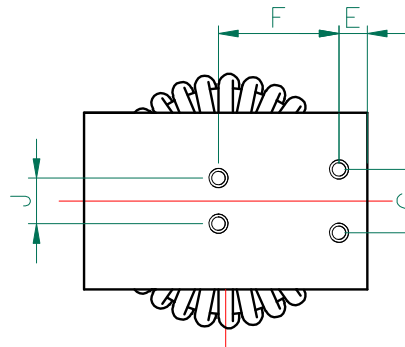
# CMX1616Z112B-10

## PHYSICAL DIMENSIONS:

A	40.00		MAX
B	40.00		MAX
C	16.50		MAX
D	3.50	+	0.50
E	3.50	+	0.50
F	22.00	+	0.50
G	15.50	+	0.50
H	∅2.00	+	0.20
J	∅5.00	+	0.50



MEASURE FROM PCB LEVEL  
THE HEIGHT CANNOT EXIST  
16.50mm.



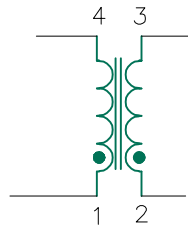
ELECTRICAL CHARACTERISTICS		TYP	MIN	MAX
INDUCTANCE @ 100KHz/0.1V	uH	1000	600	1350
DCR	mΩ	---	---	2.8
CURRENT RATING	A	---	---	30
RATING VOLTAGE	Vrms	---	---	250

HIPOT COIL-COIL: 1500V

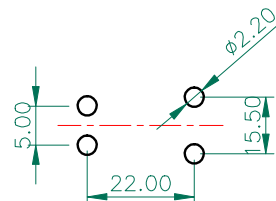
NOTE: UNLESS OTHERWISE SPECIFIED

1. FERRITE CORE: T33x18x7.3, MNZN;
2. TIN: LEAD-FREE SOLDER BAR;
3. ISOLATE 2 COILS BY EPOXY.
4. OPERATING TEMPERATURE RANGE: -40°C TO+105°C (INCLUDING SELF-HEATING).

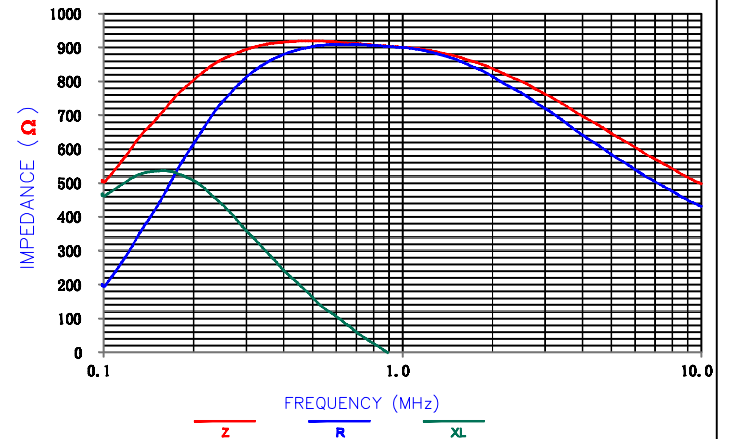
## EQUIVALENT CIRCUIT



## LAND PATTERN



## Z, R, XL vs. FREQUENCY



**UNCONTROLLED DOCUMENT**



DIMENSIONS ARE IN mm.				This print is the property of Laird Tech. and is loaned in confidence subject to return upon request and with the understanding that no copies shall be made without the written consent of Laird Tech. All rights to design or invention are reserved.				
				PROJECT/PART NUMBER:		REV	PART TYPE:	DRAWN BY:
				CMX1616Z112B-10		A		QIU
				DATE:		SCALE:		SHEET:
				04/15/13		NTS		
				CAD #		TOOL #		1 of 1
				CMX1616Z112B-10-A				
REV	DESCRIPTION	DATE	INT					
A	ORIGINAL DRAFT	04/15/13	QIU					