



Micro Commercial Components
 21201 Itasca Street Chatsworth
 CA 91311
 Phone: (818) 701-4933
 Fax: (818) 701-4939

MBR20200CT

Features

- High Junction Temperature Capability
- Good Trade Off Between Leakage Current And Forward Voltage Drop
- Low Leakage Current

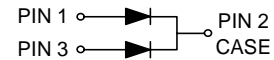
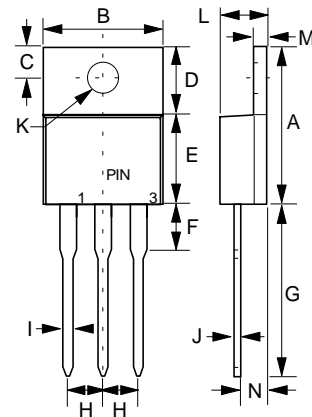
20 Amp High Voltage Power Schottky Barrier Rectifier 200Volts

Maximum Ratings

- Operating Junction Temperature : 150°C
- Storage Temperature: - 50 °C to +150°C

MCC Catalog Number	Maximum Recurrent Peak Reverse Voltage	Maximum RMS Voltage	Maximum DC Blocking Voltage
MBR 20200 CT	200 V	140V	200V

TO-220AB



Electrical Characteristics @ 25°C Unless Otherwise Specified

Average Forward Current	$I_{F(AV)}$	20 A	$T_C = 125^\circ C$
Peak Forward Surge Current	I_{FSM}	150A	8.3ms, half sine wave
Maximum Instantaneous Forward Voltage MBR20200CT	V_F	.95 V	$I_{FM} = 10A$ $T_J = 25^\circ C$
	V_F	.80V	$I_{FM} = 10A$ $T_J = 125^\circ C$
Maximum Reverse Current At Rated DC Blocking Voltage	I_R	50uA 15mA	$T_C = 25^\circ C$ $T_C = 125^\circ C$

DIM	DIMENSIONS				NOTE
	INCHES		MM		
A	.600	.620	15.25	15.75	
B	.393	.409	10.00	10.40	
C	.104	.116	2.65	2.95	
D	.244	.259	6.20	6.60	
E	.356	.361	9.05	9.15	
F	.137	.154	3.50	3.93	
G	.511	.551	13.00	14.00	
H	.094	.106	2.40	2.70	
I	.024	.034	0.61	0.88	
J	.019	.027	0.49	0.70	
K	.147	.151	3.75	3.85	∅
L	.173	.181	4.40	4.60	
M	.048	.051	1.23	1.32	
N	0.102 typ.		2.6typ.		

*Pulse Test: Pulse Width 380µsec, Duty Cycle 2%

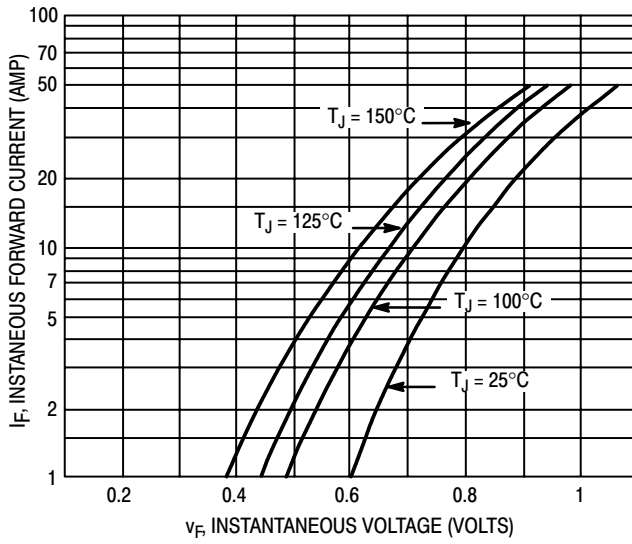


Figure 1. Typical Forward Voltage (Per Leg)

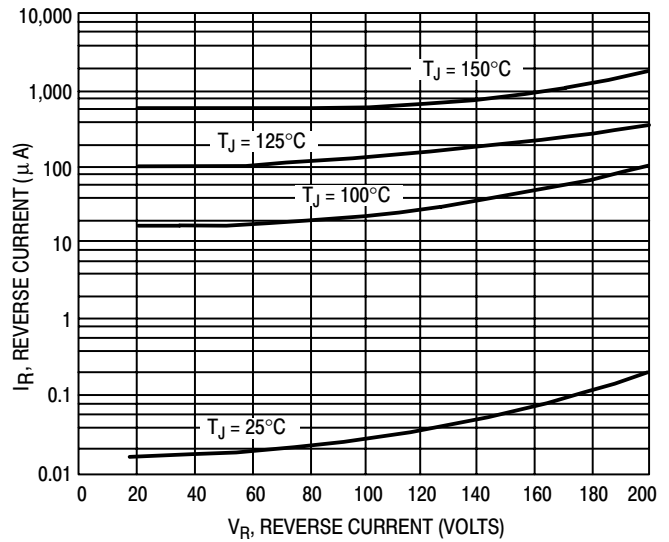


Figure 2. Typical Reverse Current (Per Leg)

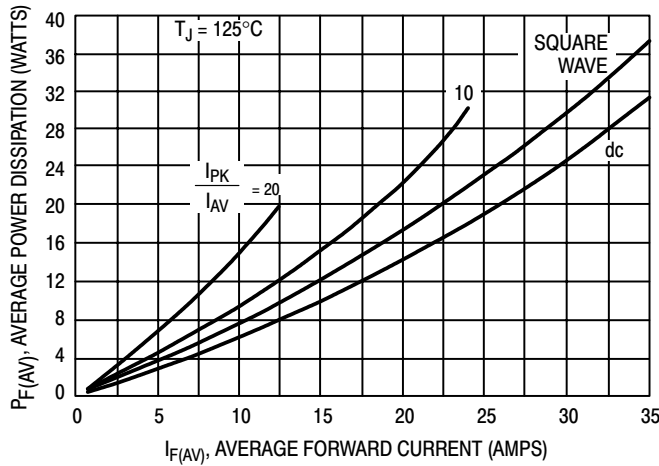


Figure 3. Forward Power Dissipation

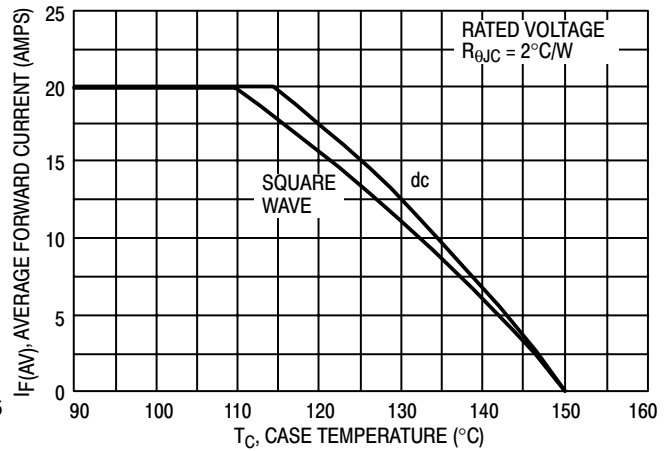


Figure 4. Current Derating, Case

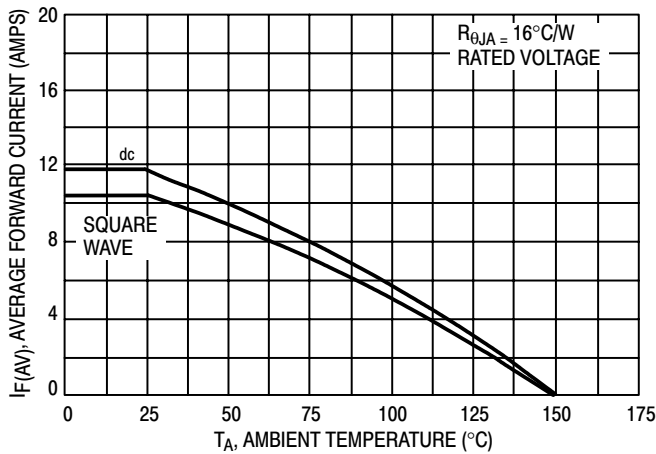


Figure 5. Current Derating, Ambient

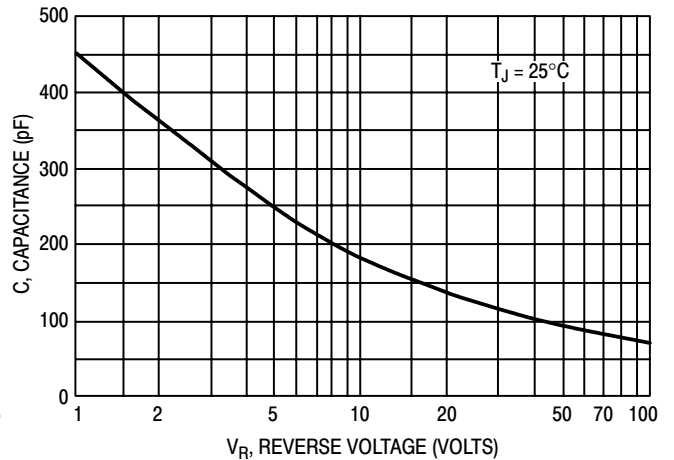


Figure 6. Typical Capacitance (Per Leg)