

Coaxial

Power Splitter/Combiner

ZC16PD-23

16 Way-0° 50Ω 1500 to 2300 MHz

Maximum Ratings

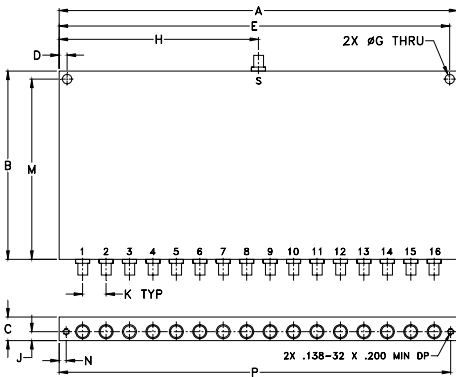
Operating Temperature	-55°C to 100°C
Storage Temperature	-55°C to 100°C
Power Input (as a splitter)	10W max.
Internal Dissipation	2W max.

Permanent damage may occur if any of these limits are exceeded.

Coaxial Connections

SUM PORT	S
PORT 1,2,3,.....,16	1,2,3,.....,16

Outline Drawing



Outline Dimensions (inch/mm)

A	B	C	D	E	G	H
8.50	4.00	.50	.170	8.330	.201	4.25
215.90	101.60	12.70	4.32	211.58	5.11	107.95
J	K	M	N	P	wt	
.19	.500	3.830	.150	8.350	grams	
4.83	12.70	97.28	3.81	212.09	450	

Features

- wideband, 1500 to 2300 MHz
- high isolation, 32 dB typ.
- low insertion loss, 0.8 dB typ.
- excellent VSWR, 1.1:1 typ.
- rugged case shielded

Applications

- PCS/DCS
- UMTS
- L-band satellite
- signal processing



CASE STYLE: UU640

Connectors	Model
SMA	ZC16PD-23-S

+RoHS Compliant

The +Suffix identifies RoHS Compliance. See our web site for RoHS Compliance methodologies and qualifications

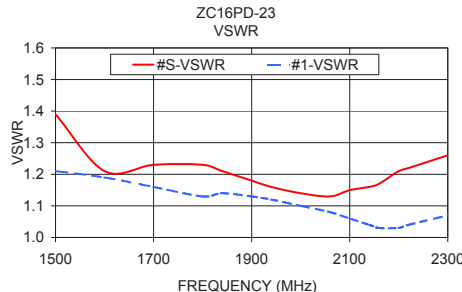
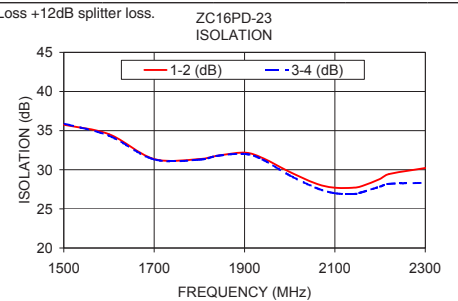
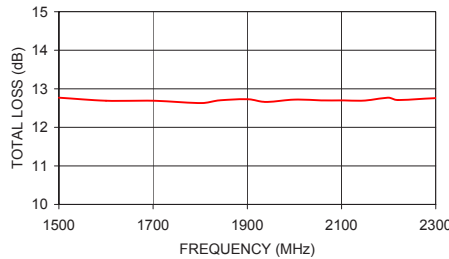
Electrical Specifications

FREQ. RANGE (MHz)	ISOLATION (dB)		INSERTION LOSS (dB) ABOVE 12 dB		PHASE UNBALANCE (Degrees)	AMPLITUDE UNBALANCE (dB)	VSWR (:1)			
	Typ.	Min.	Typ.	Max.			S		OUT	
f_L - f_U					Max.	Max.	Typ.	Max.	Typ.	Max.
1500-2300	32	20	0.8	1.4	11	0.6	1.15	1.6	1.10	1.4

Typical Performance Data

Freq. (MHz)	Total Loss ¹ (dB)	Amplitude Unbalance (dB)	Isolation (dB)		Phase Unbalance (deg.)	VSWR S	VSWR 1
	S-1		1-2	3-4			
1500.00	12.77	0.13	35.76	35.90	0.99	1.39	1.21
1600.00	12.69	0.08	34.54	34.34	1.17	1.21	1.19
1700.00	12.69	0.06	31.37	31.32	1.09	1.23	1.16
1800.00	12.63	0.08	31.37	31.29	1.38	1.23	1.13
1840.00	12.70	0.09	31.79	31.78	1.28	1.21	1.14
1900.00	12.73	0.09	32.18	32.02	1.34	1.18	1.13
1940.00	12.66	0.09	31.50	31.30	1.33	1.16	1.12
2000.00	12.72	0.11	29.72	29.28	1.41	1.14	1.10
2060.00	12.70	0.12	28.20	27.64	1.40	1.13	1.08
2100.00	12.70	0.14	27.70	27.00	1.37	1.15	1.06
2140.00	12.69	0.16	27.70	26.90	1.38	1.16	1.04
2160.00	12.71	0.16	27.91	27.13	1.38	1.17	1.03
2200.00	12.77	0.15	28.83	27.84	1.61	1.21	1.03
2220.00	12.71	0.15	29.45	28.20	1.59	1.22	1.04
2300.00	12.76	0.14	30.23	28.33	1.58	1.26	1.07

ZC16PD-23 1. Total Loss = Insertion Loss +12dB splitter loss.



electrical schematic



Notes

- Performance and quality attributes and conditions not expressly stated in this specification document are intended to be excluded and do not form a part of this specification document.
- Electrical specifications and performance data contained in this specification document are based on Mini-Circuit's applicable established test performance criteria and measurement instructions.
- The parts covered by this specification document are subject to Mini-Circuits standard limited warranty and terms and conditions (collectively, "Standard Terms"); Purchasers of this part are entitled to the rights and benefits contained therein. For a full statement of the Standard Terms and the exclusive rights and remedies thereunder, please visit Mini-Circuits' website at www.minicircuits.com/WCLStore/terms.jsp

