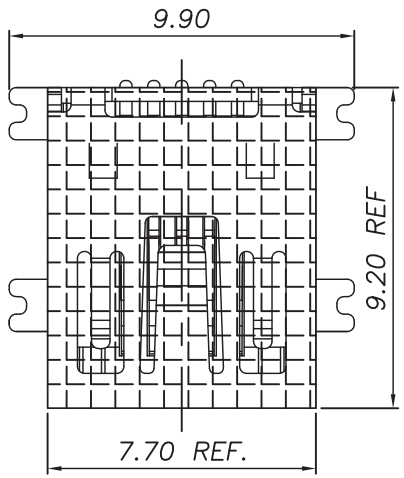

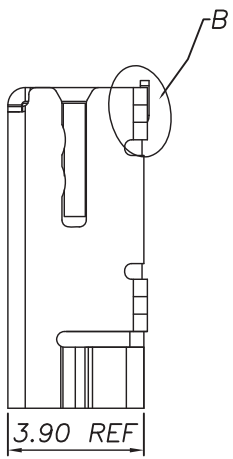

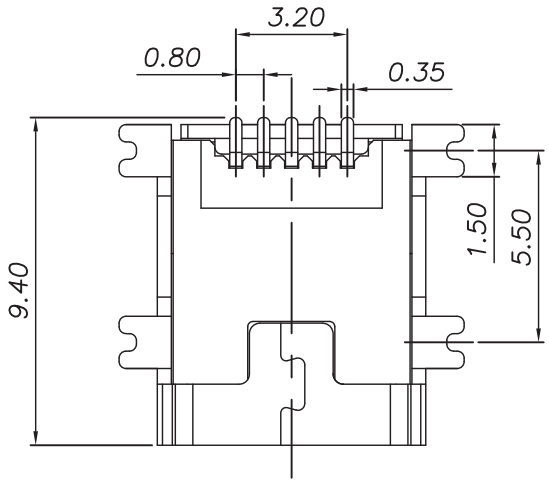

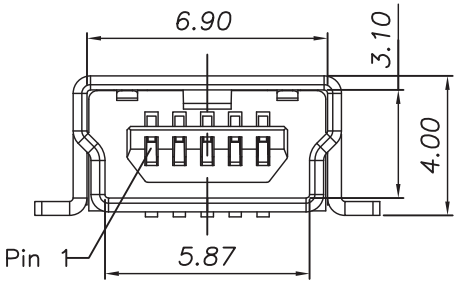

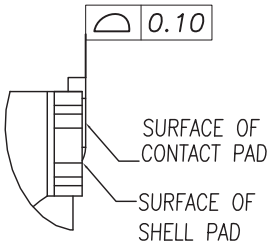

DETAIL B
SCALE 2/1

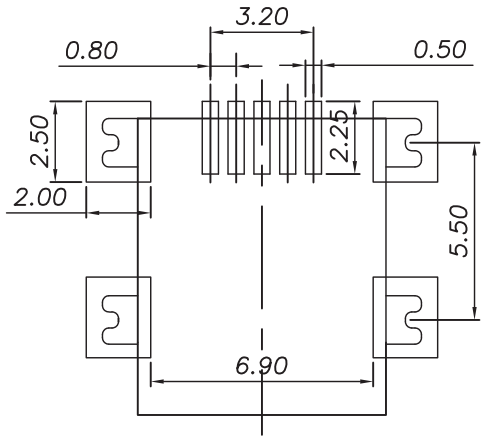

Recommended PCB Layout

Material:

- Insulator: LCP+30% G.F. UL 94V-O BK
- Contact: C5191-EH, T=0.25MM
- Shell: C2680R-H, T=0.40MM
- Mylar: Polyimide tape
- Plating contact: 30μ" AU
- Plating solder area: 100μ" Min. Bright Tin
- Plating over all: 50μ" Min. Nickel
- Plating shell: Ni over all plating
- Total mating force: 3.57 Kgf Max.
- Total unmating force: 0.7 Kgf Min.
- Operating Temperature: -55°C~+85°C

Electrical:

- Current rating: 1.0A Max.
- Dielectric withstanding voltage: 100V AC for 1 min.
- Contact resistance: 50MΩ Max.
- Insulation resistance: 100MΩ Min.

Unit: MM±0.25MM

RoHS Complaint

Scale	1:1
TOLERANCE	
X.X	±0.40
X.XX	±0.25
X.XXX	±0.15
Angle	±3°

Modification	Date	Name

		Name
Drawn	10.19.11	Chappell
Approved		

ASSMANN WSW components

Item No.

A-USBB/2-M5/SMD-R

Title

USB2.0 Mini Connector SMT - B Female type, 5-poles for PCB Mount

Drawing No.

rev00

Replace

Sheet