

Protection in Portable Electronics Applications.

FEATURES

- 350 Watts peak pulse power (tp=8/20µs)
- Transient protection for data lines to
IEC 61000-4-2(ESD) 15kV(Air), 8kV(Contact)
IEC 61000-4-4(EFT) 40A(tp=5/50ns)
IEC 61000-4-5(Lightning) 15A(tp=8/20µs)
- Bidirectional Type Pin Configuration Structure.
- Small package for use in portable electronics.
- Suitable replacement for Multi-Layer Varistors in ESD protection applications.
- Protects on I/O or power line.
- Low clamping voltage.
- Low leakage current.

APPLICATIONS

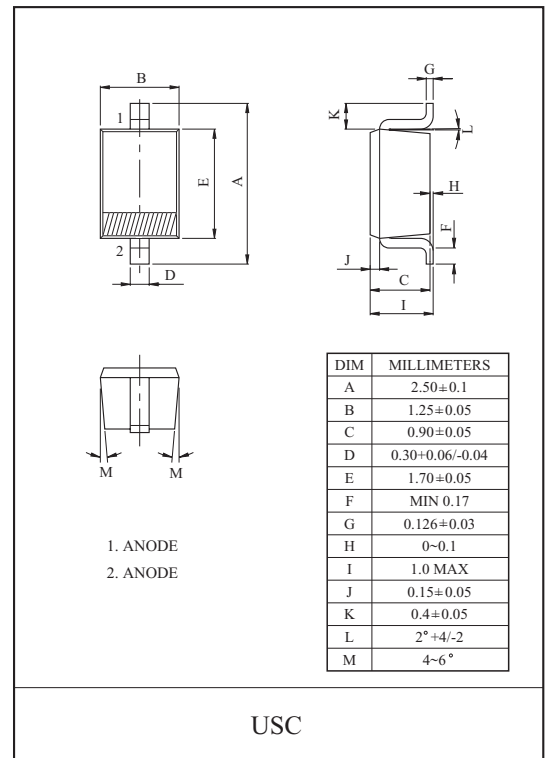
- Cell phone handsets and accessories.
- Microprocessor based equipment.
- Personal digital assistants (PDA's)
- Notebooks, desktops, & servers.
- Portable instrumentation.
- Pagers peripherals.

MAXIMUM RATING (Ta=25°C)

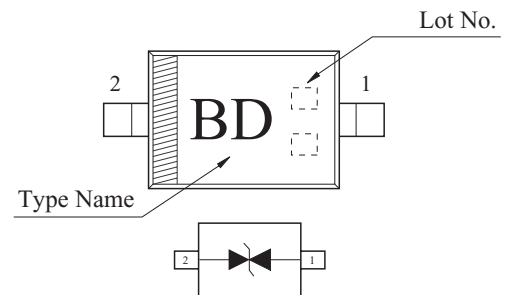
CHARACTERISTIC	SYMBOL	RATING	UNIT
Peak Pulse Power (tp=8/20µs)	P _{PK}	350	W
Peak Pulse Current (tp=8/20µs)	I _{PP}	12	A
Operating Temperature	T _j	-55 ~ 150	°C
Storage Temperature	T _{stg}	-55 ~ 150	°C

ELECTRICAL CHARACTERISTICS (Ta=25°C)

CHARACTERISTIC	SYMBOL	TEST CONDITION	MIN.	TYP.	MAX.	UNIT
Reverse Stand-Off Voltage	V _{RWM}	-	-	-	15	V
Reverse Breakdown Voltage	V _{BR}	I _t =1mA	16.7	-	-	V
Reverse Leakage Current	I _R	V _{RWM} =15V	-	-	1	µA
Clamping Voltage	V _C	I _{PP} =12A, tp=8/20µs	-	-	29	V
Junction Capacitance	C _J	V _R =0V, f=1MHz	-	-	75	pF

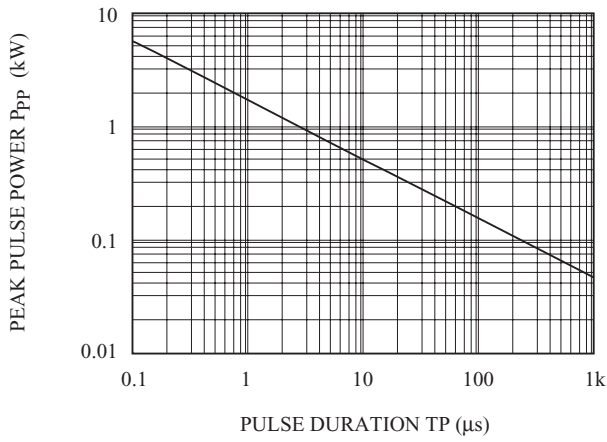


Marking

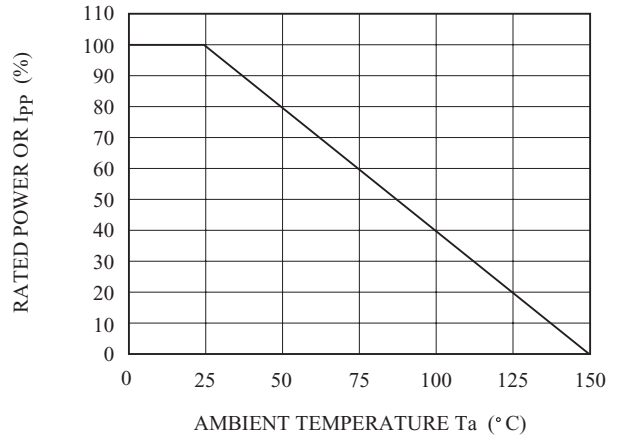


PG15FBUSC

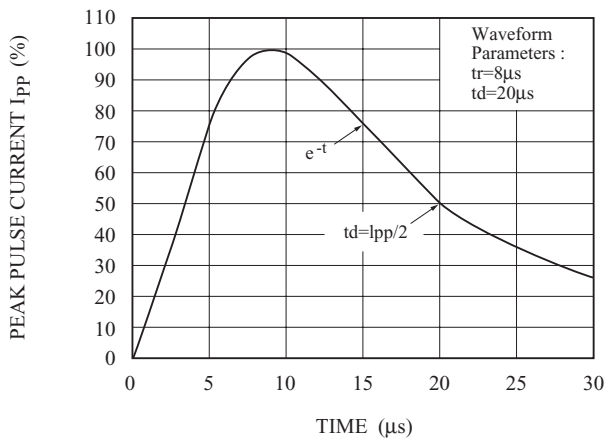
NON-REPETITIVE PEAK PULSE POWER VS. PULSE TIME



POWER DERATION CURVE



PULSE WAVEFORM



$C_J - V_R$

