

TSL-1206UY000MTH



FEATURES

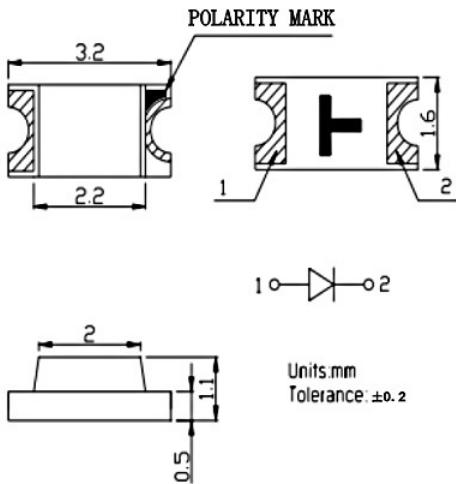
- Wide Viewing Angle 120°
- Reflow Solderable
- High Luminous Intensity and Low Power Dissipation
- Good Reliability and Long Life
- Complied With RoHS Directive

APPLICATIONS

- Optical indicator
- Indoor display
- Backlighting in dashboard and switch
- Flat Backlighting for LCD, symbol and display
- General use

TECHNICAL DATA SHEET

This product is generally used as indicator and luminary for electronic equipment such as household appliance, communication equipment and dashboard.



Notes:

1. All dimension units are millimeters.
2. All dimension tolerance is ±0.2mm unless otherwise noted.

Selection Guide

| Dice | Lens Type | Luminous intensity (mcd) @ 20mA | | | Viewing Angle |
|------------------|-------------|---------------------------------|-----|-----|---------------|
| | | Min | Typ | Max | 2θ1/2 |
| Yellow (AlGaInP) | Water Clear | 50 | 100 | 150 | 120 |

Note:

1. 1/2 is the angle from optical centerline where the luminous intensity is 1/2 the optical centerline value.
2. The above luminous intensity measurement allowance tolerance ±10%

Electrical / Optical Characteristics at Ta=25°C

| Parameter | Symbol | Min. | Typ. | Max | Units | Test conditions |
|---------------------|--------|------|------|-----|-------|-----------------|
| Forward Voltage | VF | 1.8 | 2.0 | 2.4 | V | IF=20mA |
| Reverse Current | IR | -- | -- | 10 | uA | VR=5V |
| Dominant Wavelength | λd | 585 | -- | 596 | nm | IF=20mA |

Absolute Maximum Ratings at Ta=25°C

| Parameter | Symbol | Rating | Units |
|---------------------------------|--------|----------|-------|
| Power Dissipation | Pd | 100 | mW |
| DC Forward Current | IF | 25 | mA |
| Peak Forward Current 【1】 | IFP | 100 | mA |
| Reverse Voltage | VR | 5 | V |
| Electrostatic Discharge (HBM) | ESD | ±2000 | V |
| Operating Temperature | Topr | -30~+85 | °C |
| Storage Temperature | Tstg | -40~+100 | °C |

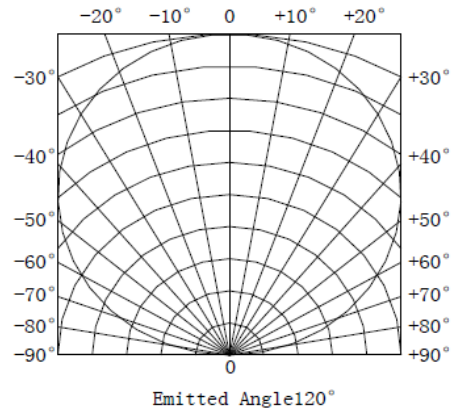
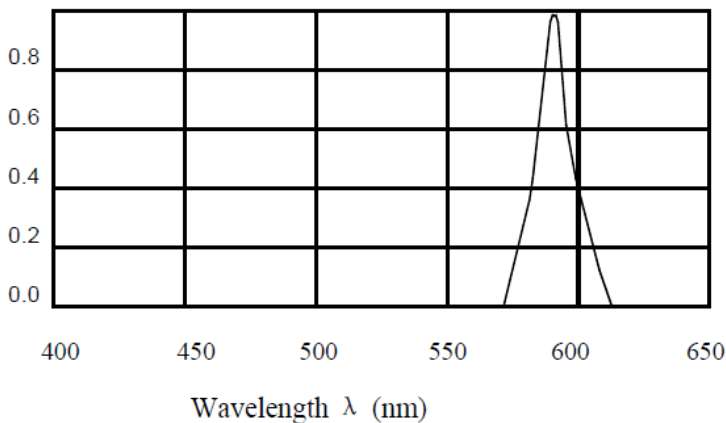
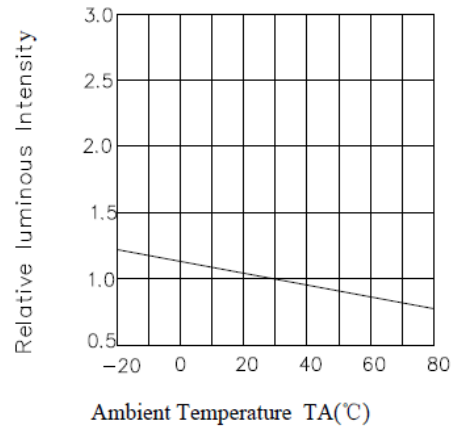
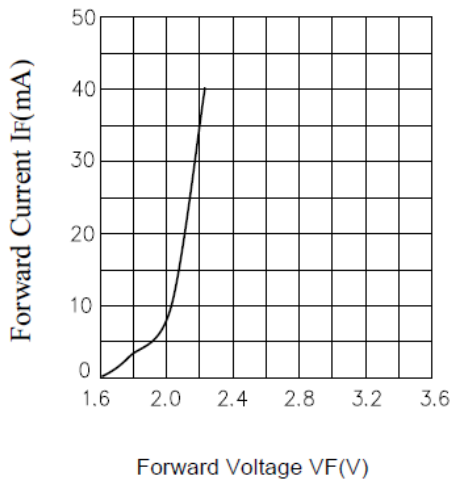
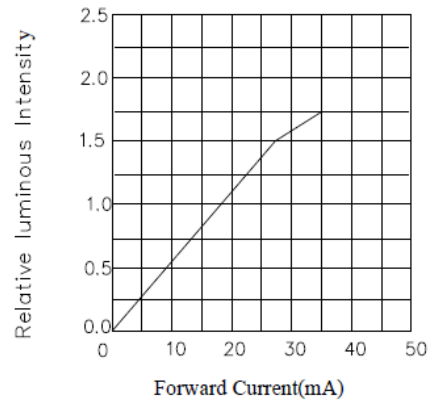
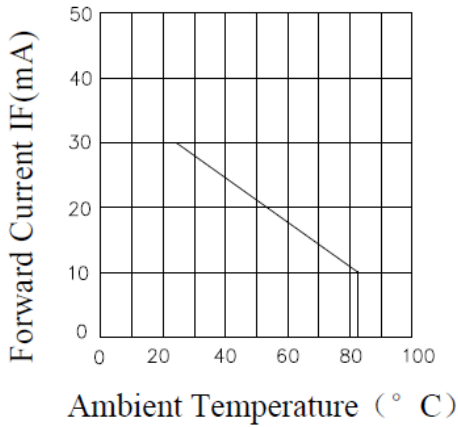
Note:

1. 1/10 Dut cycle, 0.1ms pulse width.
2. The above forward voltage measure ment allowance tolerance ±0.1V.

TSL-1206UY000MTH

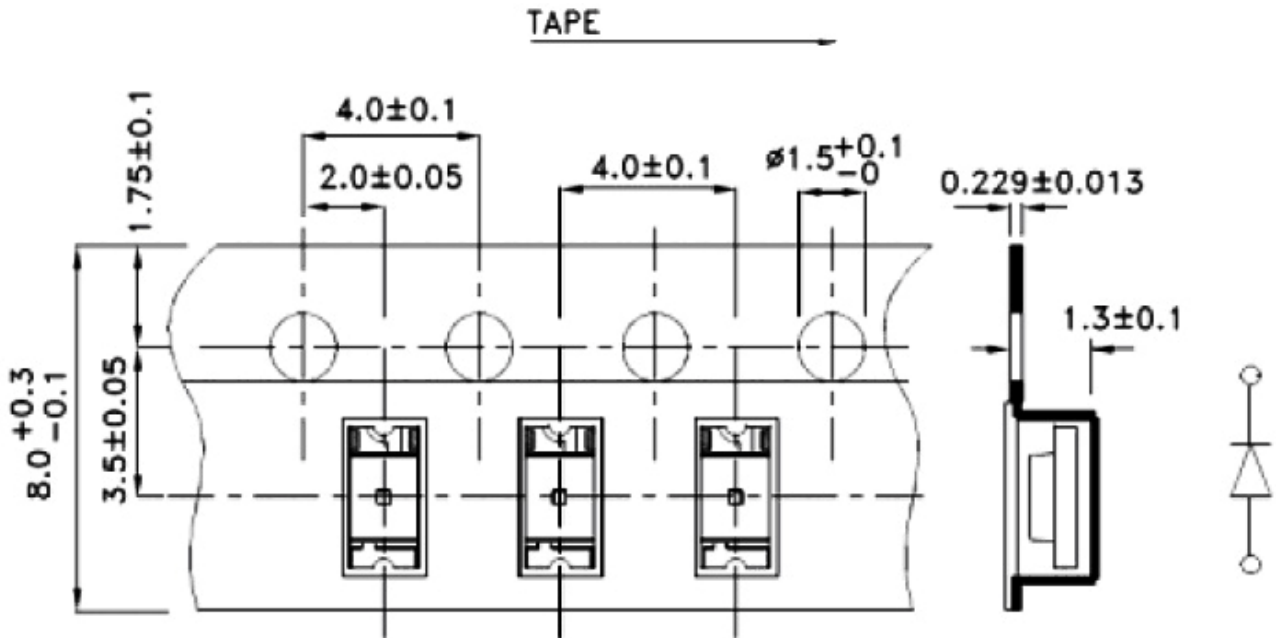
Typical Optical Characteristics Curves

Ambient Temperature VS. Forward Current



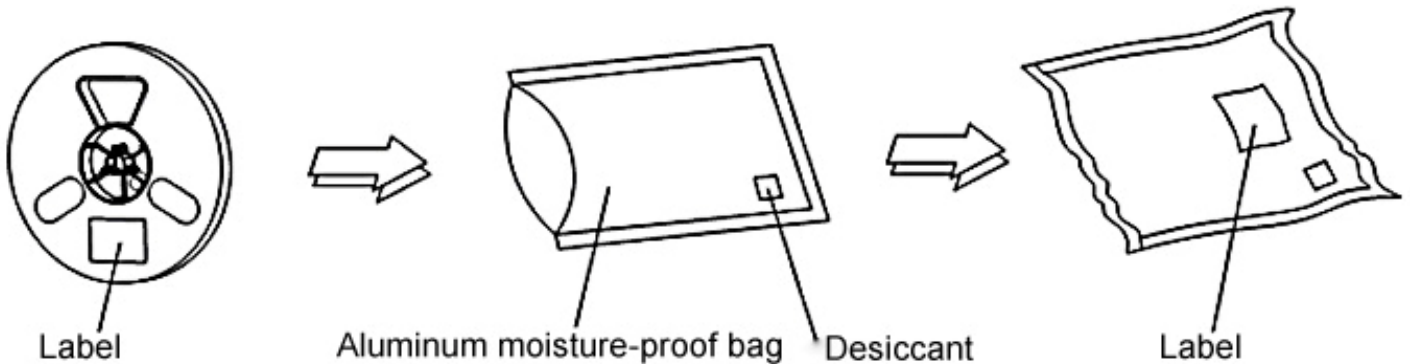
TSL-1206UY000MTH

Carrier Tape



All dimensions in mm, tolerances unless mentioned is ±0.1mm.

Moisture Resistant Packaging



Note: Specification are subject to change without notice. For more detail and update, please visit our website.