SHEET OF

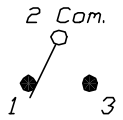

CIRCUIT: SPDT

CONTACT CONFIGURATION

SWITCH FUNCTION		
POS. 1	POS. 2	POS. 3
ON	OFF	ON
2-3	OPEN	2-1

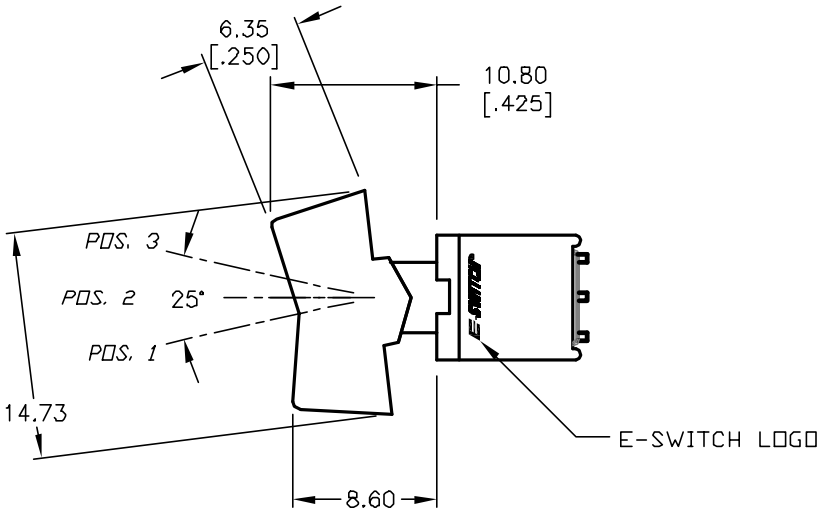

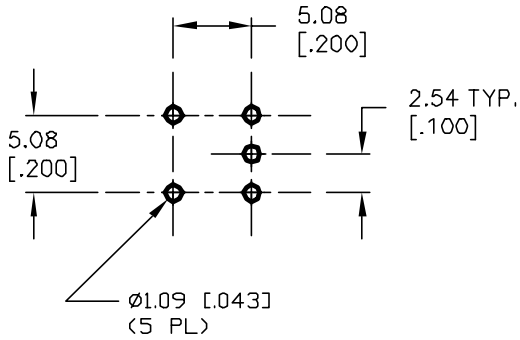

RECOMMENDED P.C.B. LAYOUT

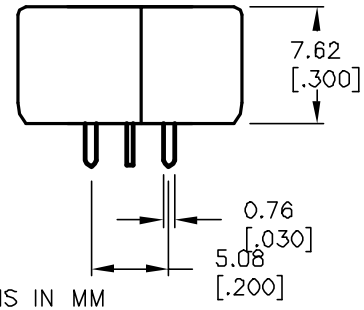

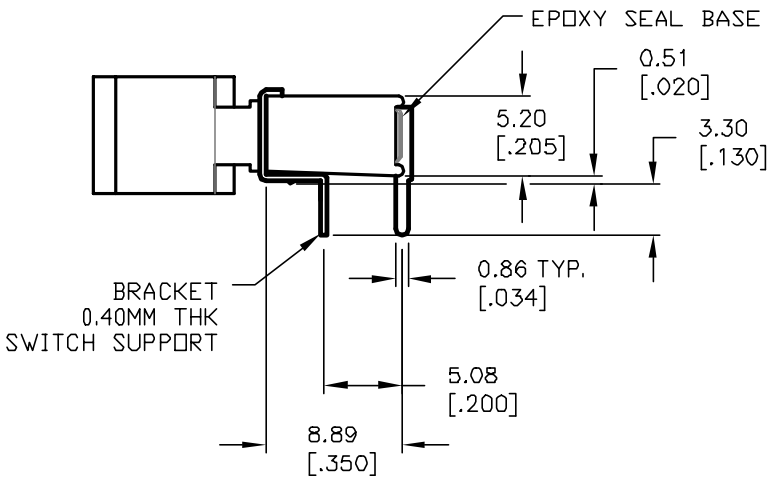

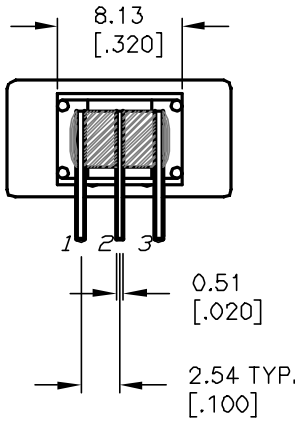

NOTES:

1. ALL DIMENSIONS IN MM
2. GENERAL TOLERANCE: X.X=±0.4
   X.XX=±0.25
3. TERM. NOS. FOR REF. ONLY
4. RATING: 3A @120VAC or 28VDC;
   1A @250VAC.
5. FIXED TERMINAL/MOVING CONTACT MATERIAL:
   COPPER ALLOY w/Silver plate.
6. ELECTRIC LIFE: 30,000 make-and-break cycles
   at full load.
7. INSULATION RESISTANCE: 1,000 M ohm min.
8. DIELECTRIC STRENGTH: 1,000 V RMS @sea level.
9. OPERATING TEMP. -30°C to +85°C
10. ▲ DESIGNATE MAJOR FEATURE

▲11. ACTUATOR: NYLON, BLACK STD.

REV.	ECN No.	DESCRIPTION	DATE	CHKD
B	12664	REVISED NOTE 4	12/26/02	CJB
A	12401	RELEASED	9/4/02	CJB

THE INFORMATION CONTAINED IN THIS DOCUMENT IS PROPRIETARY TO E-SWITCH AND IS NOT TO BE COPIED OR TRANSFERRED

E-SWITCH®

TITLE 400A WMSP-3 R1 BLK M6 QE

SCALE	DATE	DR	DWG	REV
2:1	4/12/01	CJB	T403010	B