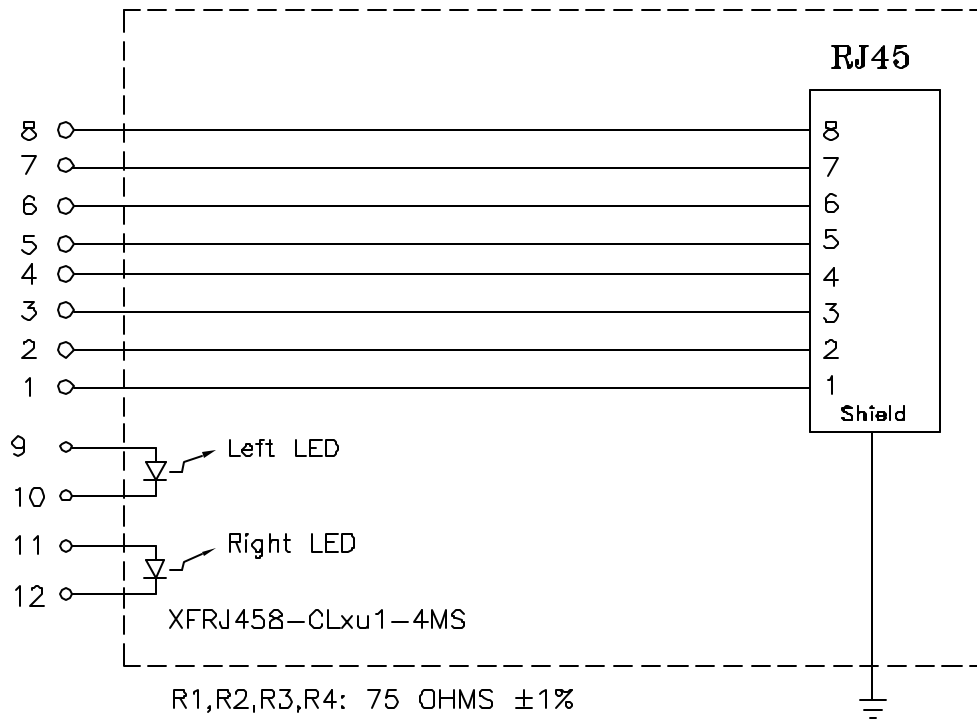


**Schematic:**



Complete the Combo P/N as follows:

Replace 'x' & 'u' in the part number with one of the LED color letters:

Y=Yellow	'x' = Left LED Color
G=Green	'u' = Right LED Color
A=Amber	
R=Red	
C=Green(1)/Amber(2) Bicolor	
D=Amber(1)/Green(2) Bicolor	
M=Green(1)/Yellow(2) Bicolor	
N=Yellow(1)/Green(2) Bicolor	
P=Red(1)/Green(2) Bicolor	
Q=Green(1)/Red(2) Bicolor	

Single Color LED: Bi-Color LED:

**Notes:**

1. Solderability: Leads shall meet MIL-STD-202G, Method 208H for solderability.
2. Flammability: UL94V-0
3. ASTM oxygen index: > 28%
4. Insulation System: Class F 155°C. UL file E151556
5. Operating Temperature Range: All listed parameters are to be within tolerance from -40°C to +85°C
6. Storage Temperature Range: -55°C to +125°C
7. Aqueous wash compatible
8. Electrical and mechanical specifications 100% tested
9. RoHS Compliant Component
10. 30u inches of Gold Plating

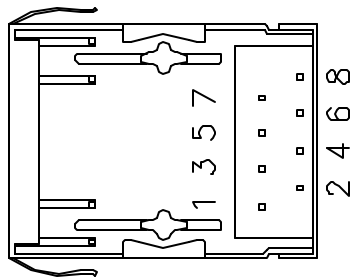
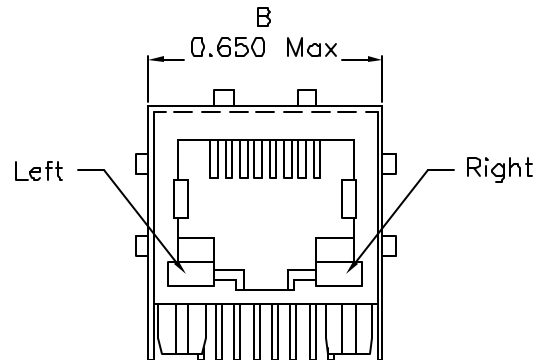
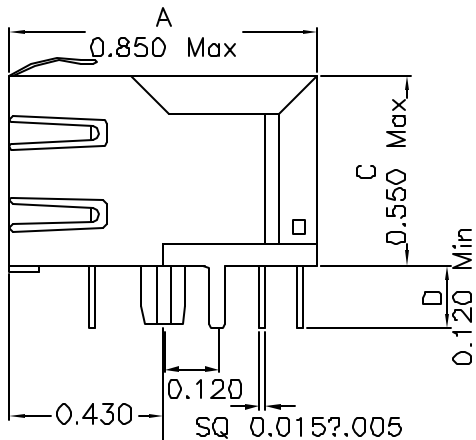
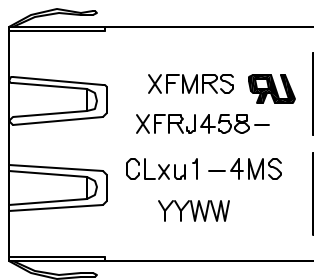
DOC REV: A/2

<b>XFMRS Inc.</b> www.XFMRS.com	Title: <b>FOUR PORT COMBO</b>		
	UNLESS OTHERWISE SPECIFIED TOLERANCES: .xxx ±0.010	P/N: XFRJ458-CLxu1-4MS	REV. A
Dimensions in Inch	DWN.	Juan Mao	Jan-14-08
	CHK.	YK Liao	Jan-14-08
SHEET 1 OF 2	APP.	BW	Jan-14-08

**PROPRIETARY:**

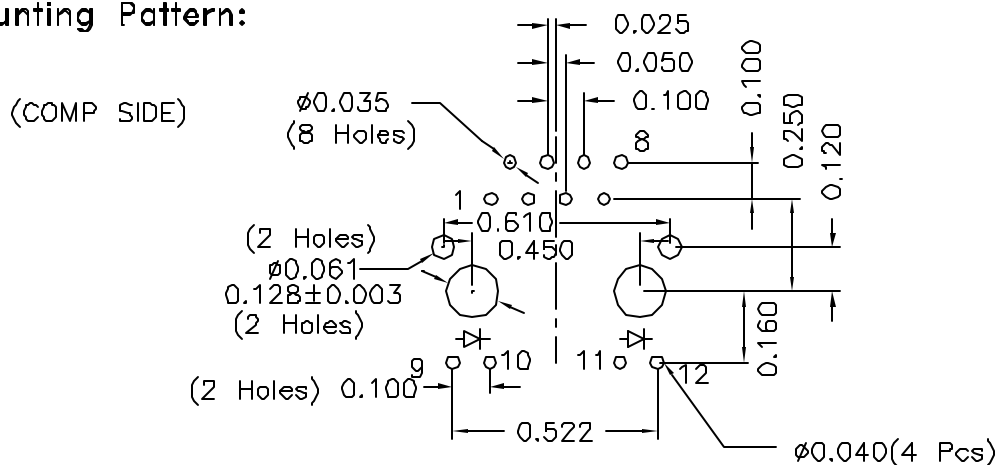
Document is the property of XFMRS Group & is not allowed to be duplicated without authorization.

**Mechanical Dimensions:**



(BOTTOM VIEW)

**Mounting Pattern:**



DOC REV: A/2

<b>XFMRS Inc.</b> www.XFMRS.com	Title: Mechanical Dimensions For CLxu1-4MS Series		
	P/N: XFRJ458-CLxu1-4MS	REV. A	
UNLESS OTHERWISE SPECIFIED TOLERANCES: .xxx ±0.010 Dimensions in Inch	DWN.	Juan Mao	Jan-14-08
	CHK.	YK Liao	Jan-14-08
	APP.	BW	Jan-14-08
SHEET 2 OF 2			

**PROPRIETARY:**

Document is the property of XFMRS Group & is not allowed to be duplicated without authorization.