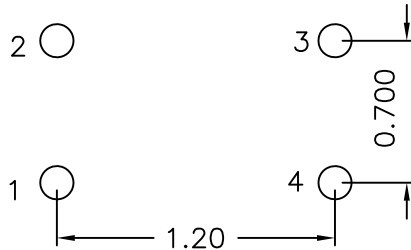
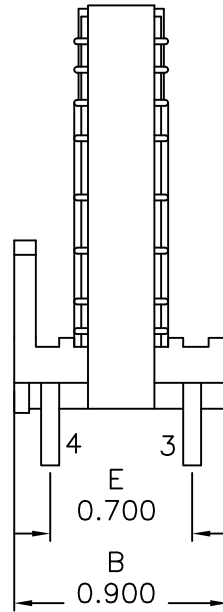
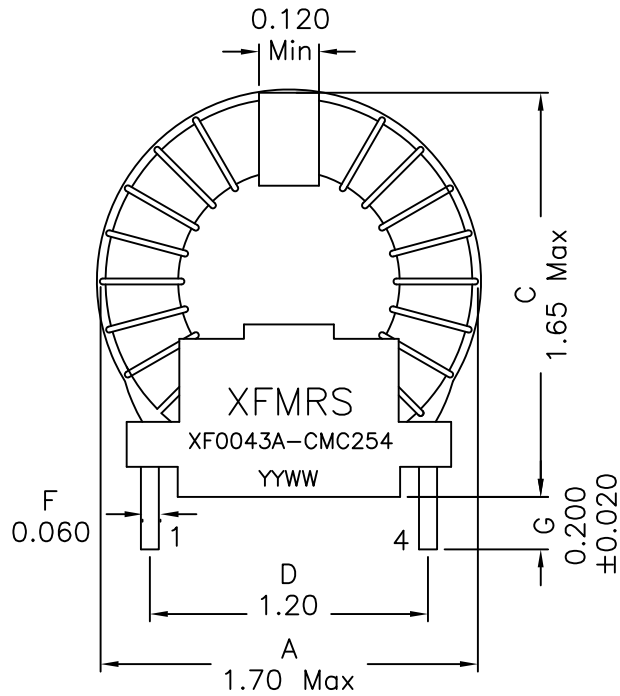
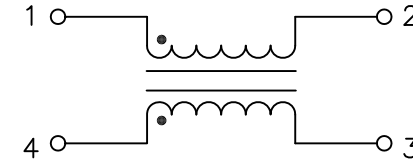


1. Mechanical Dimensions:



SUGGESTED FOOTPRINT

2. Schematic:



3. Electrical Specifications:

OCL: 4.0mH Min @ 1KHz, 0.1V Each Wdg.

2.2mH Min @ 1KHz, 0.1V Each Wdg at -40C to 0C

DCR: 0.012 OHMS Max Each Wdg.

Q: 18 Min @ 1KHz, 0.1V Each Wdg.

SRF: 200KHz Min Each Wdg.

LL: 16uH Typ 100KHz, 0.1V,

ISOLATION: 1500VAC, 1 min

TURNS RATIO: 1:1

Current Rating: 14.5Arms Max

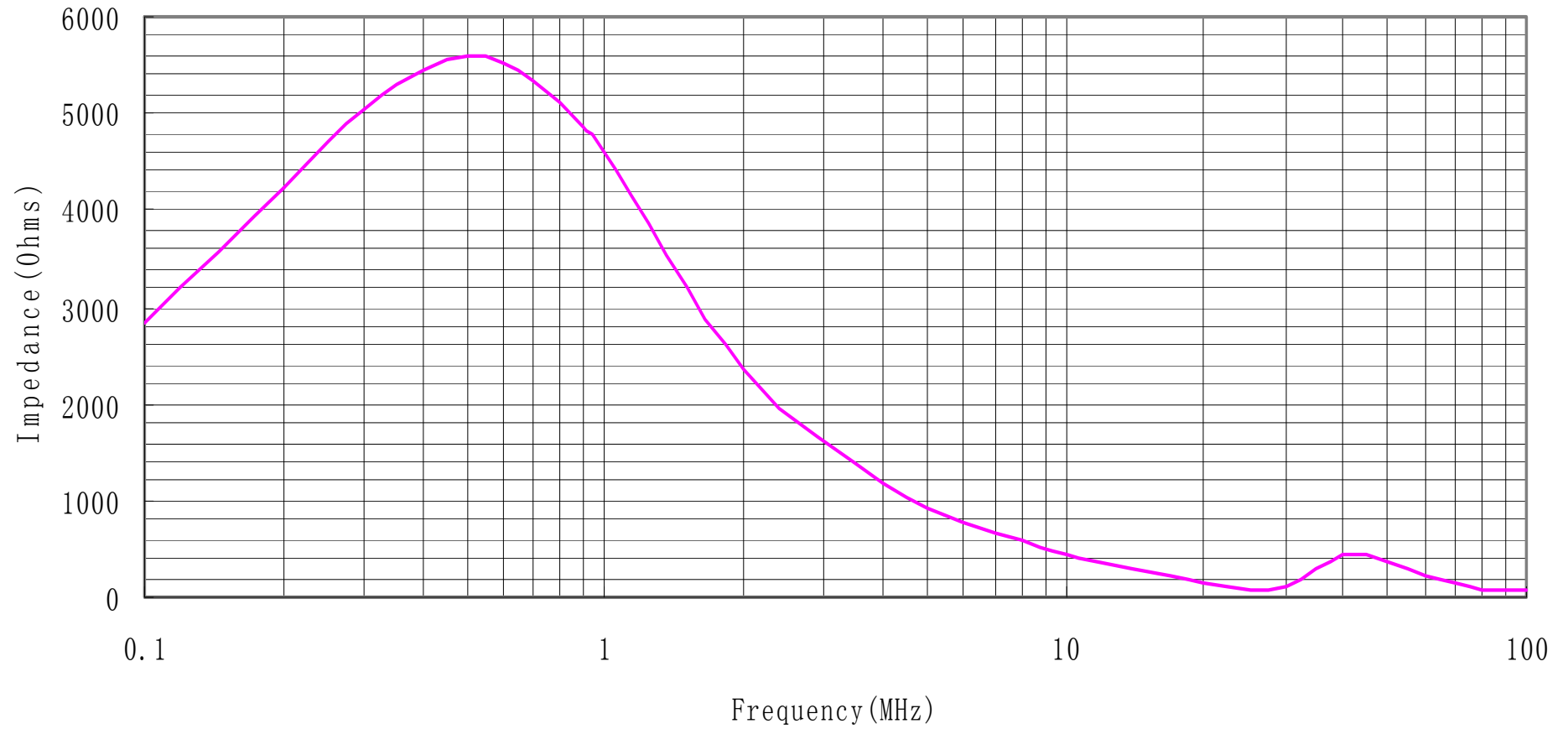
Notes:

1. Solderability: Leads shall meet MIL-STD-202G, Method 208H for solderability.
2. Flammability: UL94V-0
3. ASTM oxygen index: > 28%
4. Insulation System: Class F 155°C. UL file E151556
5. All listed parameters are to be within tolerance from -40°C to +85°C unless otherwise noted.
6. Storage Temperature Range: -55°C to +125°C
7. Aqueous wash compatible
8. Electrical and mechanical specifications 100% tested
9. RoHS Compliant Component

XFMRS Inc www.XFMRS.com		Title: Common Mode Choke	
UNLESS OTHERWISE SPECIFIED	P/N: XF0043A-CMC254	REV. A	
TOLERANCES: .xxx ±0.010	DWN.	Yuan	Mar-23-15
Dimensions in Inches	CHK.	YK Liao	Mar-23-15
SHEET 1 OF 2	APP.	BSJ	Mar-23-15

DOC REV.: A/3

PROPRIETARY Document is the property of XFMRS Group & is not allowed to be duplicated without authorization.



DOC REV.: A/3

XFMRs Inc www.XFMRs.com	Title: Common Mode Choke		
	UNLESS OTHERWISE SPECIFIED	P/N: XF0043A-CMC254	REV. A
	TOLERANCES: .xxx ±0.010	DWN.	Yuan Mar-23-15
	Dimensions in Inches	CHK.	YK Liao Mar-23-15
SHEET 2 OF 2	APP.	BSJ Mar-23-15	

PROPRIETARY Document is the property of XFMRs Group & is not allowed to be duplicated without authorization.