

## 23PL070

NEMA 23 Planetary Gearhead

1pc. - 771.00  
50pc. - 771.00



### **Product Features**

- Available in 48 hour lead time
- True planetary design
- Low backlash design
- High strength steels
- High shaft loading capacity
- Sealed ball bearings
- Heat treated gears
- High efficiency design
- Other ratios available in 2-4 week lead time: 15, 16, 20, 22, 25, 30, 40, 49, 50, 55






### Description

The 23PL070 planetary gearhead offers true planetary performance in a high torque, low backlash design. High strength, heated treated gears provide for efficient transmission of torque and accurate speed matching.

## Specifications

<b>Part Number:</b>	23PL070
<b>Frame Size:</b>	NEMA 23
<b>Ratio:</b>	70:1
<b>Torque, Nominal:</b>	288 in-lb
<b>Torque, Max Accel:</b>	450 in-lb
<b>Length:</b>	3.48 inches
<b>Weight:</b>	2.8 lbs
<b>Input Speed:</b>	6500 rpm max
<b>Backlash:</b>	10
<b>Low Backlash:</b>	5
<b>Operating Temperature:</b>	-50 to 120 °C
<b>Service Life:</b>	> 10,000 hours
<b>Efficiency:</b>	85%
<b>Inertia:</b>	9.392E-04 oz-in-sec <sup>2</sup>

## Downloads

<b>Datasheet:</b>	<a href="http://s3.amazonaws.com/applied-motion-pdf/23PL070.pdf">http://s3.amazonaws.com/applied-motion-pdf/23PL070.pdf</a>
<b>2D Drawing:</b>	 <a href="#">23PL070_RevA.pdf</a>  <a href="#">23PL-2STG.pdf</a>
<b>3D Drawing:</b>	 <a href="#">23PL-2STG.igs</a>

## Pricing

	<b>23PL070</b> Part No. 23PL070
<b>1pc.</b>	\$771.00
<b>25pc.</b>	
<b>50pc.</b>	
<b>100pc.</b>	<a href="#">Request a Quote</a> for 100+ piece pricing.

## Products in the Series *PL Gearheads*

Number	Frame Size	Ratio	Length	Output Torque	Backlash	1pc./50pc.
<a href="#">17PL010</a>	NEMA 17	10:1	2.62	56	6	\$594.00 / \$594.00
<a href="#">23PL004</a>	NEMA 23	4:1	2.66	360	6	\$594.00 / \$594.00
<a href="#">23PL005.5</a>	NEMA 23	5.5:1	2.66	317	6	\$594.00 / \$594.00
<a href="#">23PL010</a>	NEMA 23	10:1	2.66	119	6	\$594.00 / \$594.00
<a href="#">23PL028</a>	NEMA 23	28:1	3.48	384	10	\$771.00 / \$771.00
<a href="#">23PL070</a>	NEMA 23	70:1	3.48	288	10	\$771.00 / \$771.00
<a href="#">23PL100</a>	NEMA 23	100:1	3.48	110	10	\$771.00 / \$771.00
<a href="#">34PL004</a>	NEMA 34	4:1	4.19	1219	6	\$933.00 / \$933.00
<a href="#">34PL005.5</a>	NEMA 34	5.5:1	4.19	1113	6	\$933.00 / \$933.00
<a href="#">34PL010</a>	NEMA 34	10:1	4.19	552	6	\$933.00 / \$933.00
<a href="#">34PL028</a>	NEMA 34	28:1	5.31	1346	10	\$1164.00 / \$1164.00
<a href="#">34PL070</a>	NEMA 34	70:1	5.31	1027	10	\$1164.00 / \$1164.00
<a href="#">34PL100</a>	NEMA 34	100:1	5.31	507	10	\$1164.00 / \$1164.00