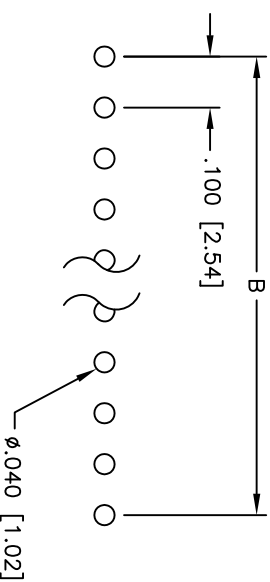
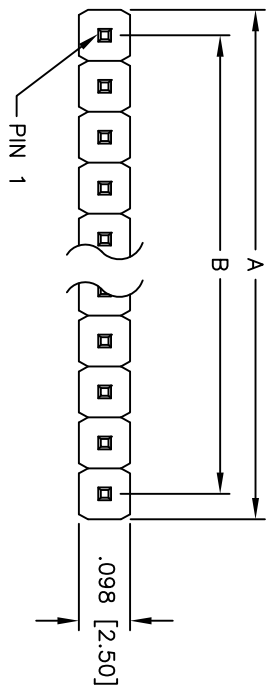
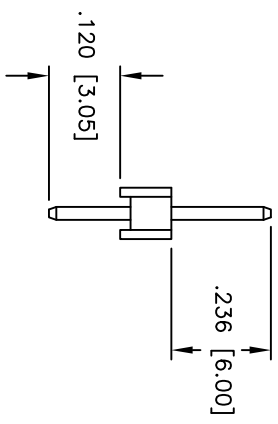
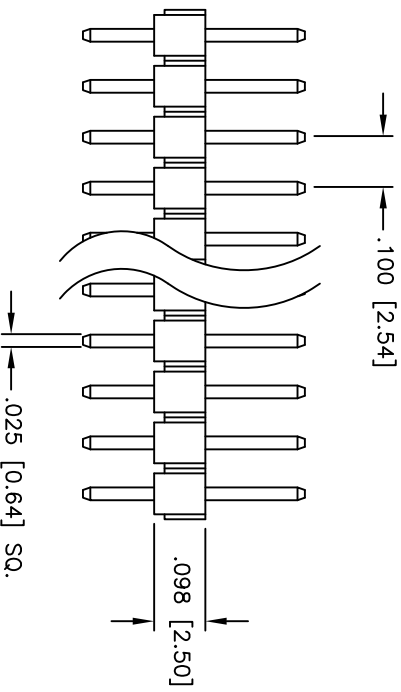


Rev	AWO #	Description	Date	Appr
-		RELEASED	3/28/06	

APPROVED: _____
 DATE: _____ TITLE: _____



PCB LAYOUT



Positions: 1 thru 40
 A = .100 [2.54] x No. of Positions
 B = .100 [2.54] x No. of Spaces

ADAM TECH

909 Rahway Avenue, Union, NJ 07083
 Phone: 908-687-5000 Fax: 908-687-5710

TITLE: .100 [2.54] SINGLE ROW PIN HEADER
 GOLD PLATED

SPECIFICATIONS:
 Material: PBT, glass reinforced, rated UL 94V-0
 Insulator color: Black
 Contacts: Brass
 Plating: Gold flash over Nickel underplate overall
 Electrical:
 Operating voltage: 250 VAC max
 Current rating: 3 Amps max
 Contact resistance: 20 mohms max
 Insulation resistance: 5,000 Mohms min @ 500 VDC
 Dielectric withstanding voltage: 1,000 VAC for 1 minute
 Environmental:
 Lead free, RoHS compliant



UNLESS OTHERWISE SPECIFIED ALL DIMENSIONS ARE IN INCHES [MM]		TOLERANCES: EXCEPT AS NOTED	
INCHES		HOLES	
.X	± .10	Ø.X	± .10
.XX	± .020	Ø.XX	± .015
.XXX	± .015	Ø.XXX	± .010
APPROVALS	DATE	TITLE	
DRAWN	LFJ	.100 [2.54] SINGLE ROW PIN HEADER	
CHECKED		GOLD PLATED	
APPROVED		SIZE	PART NO.
		X	PH1-XX-UA
		SCALE:	NTS
		SHEET	1 OF 1