

15SQ040L SCHOTTKY BARRIER RECTIFIER

Applications:

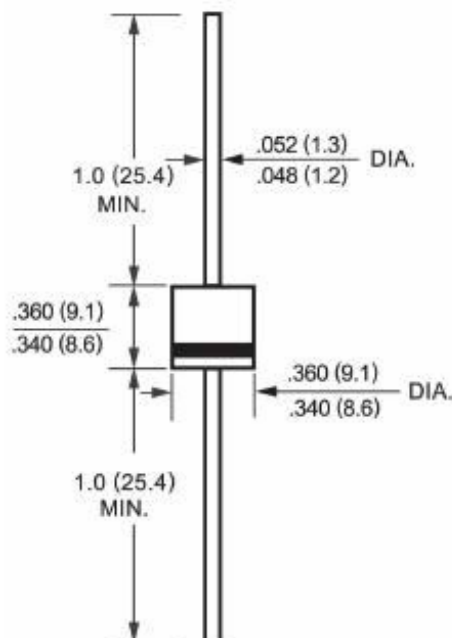
- DC-DC converters
- AC adapter
- High frequency rectification circuit
- Bypass diodes

Features:

- Super-high speed & low noise switching
- Low voltage drop
- This is a Pb – Free Device
- All SMC parts are traceable to the wafer lot
- Additional testing can be offered upon request




Mechanical Dimensions: In Inches/ mm



R-6

Marking Diagram:

Where XXXXX is YYWWL



15SQ040L = Part Name
SSG = SSG
YY = Year
WW = Week
L = Lot Number

Cautions: Molding resin
Epoxy resin UL:94V-0

Ordering Information:

Device	Package	Shipping
15SQ040L	R-6 (Pb-Free)	500pcs / reel

For information on tape and reel specifications, including part orientation and tape sizes, please refer to our Tape and Reel Packaging Specification.



Technical Data
Data Sheet N0023, Rev. -

Green Products

Maximum ratings

Type	Transient peak reverse voltage V_{RSM} [V] @ half sine-wave	Forward voltage V_F [V] @ $I_F=15A$
15SQ040L	40	0.48

Characteristics	Symbol	Value	Unit
Max. average forward current,R-load @ $T_a=50^{\circ}C$	I_{FAV}	15	A
Peak Repetitive Forward Current 8.3ms single half sine-wave	I_{FSM}	150	A
Junction temperature at reduced reverse voltage $VR \leq 80\%V_{RSM}$ $VR \leq 50\% V_{RSM}$ in DC forward mode	T_j	-50...+125 ≤ 150 ≤ 200	$^{\circ}C$
Storage temperature	T_s	-50...+175	$^{\circ}C$
Maximum DC Reverse Current @ $T_a=25^{\circ}C$, at Rated DC blocking voltage @ $T_a=100^{\circ}C$,	I_R	<500 <100	μA mA
Thermal resistance junction to case	R_{thC}	5	$^{\circ}C/W$
Thermal resistance junction to leads	R_{thL}	2.5	$^{\circ}C/W$

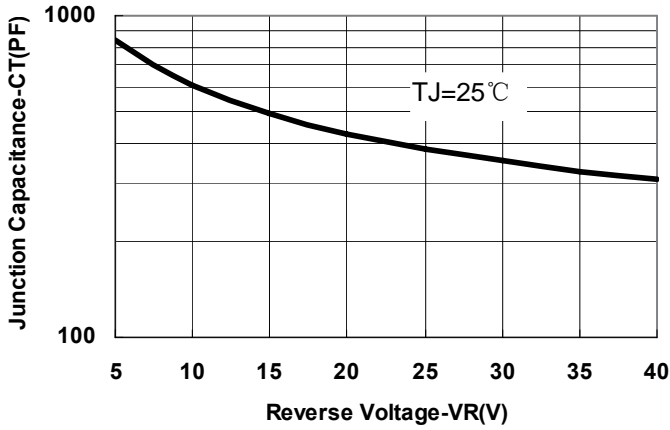


Fig.1-Typical Junction Capacitance Vs.Reverse Voltage

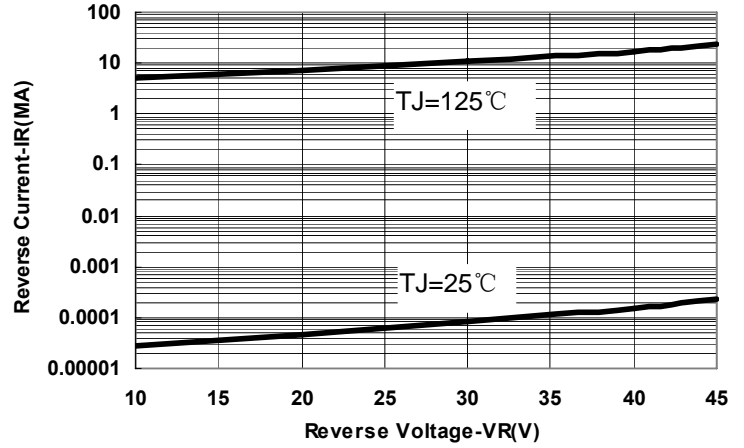


Fig.2-Typical Values Of Reverse Current Vs.Reverse Voltage

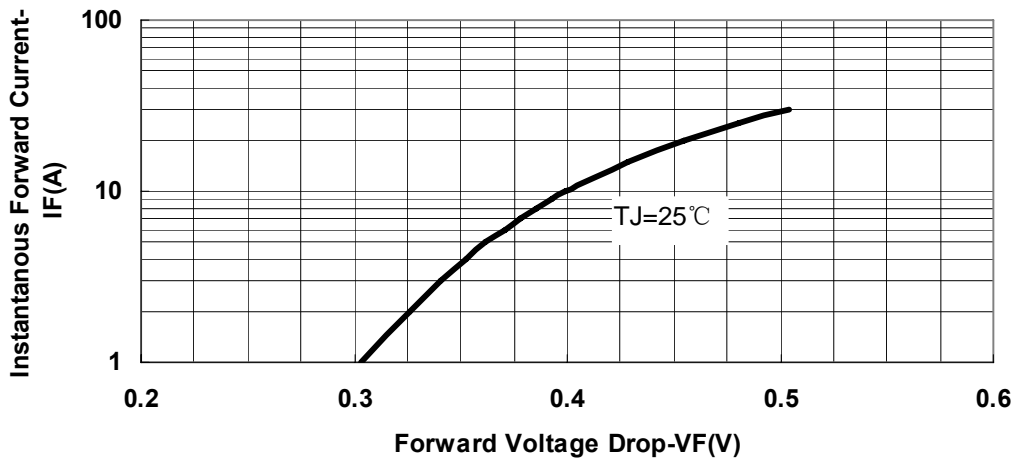


Fig.3-Typical Instantaneous Forward Voltage Characteristics



DISCLAIMER:

- 1- The information given herein, including the specifications and dimensions, is subject to change without prior notice to improve product characteristics. Before ordering, purchasers are advised to contact the SMC - Sangdest Microelectronics (Nanjing) Co., Ltd sales department for the latest version of the datasheet(s).
- 2- In cases where extremely high reliability is required (such as use in nuclear power control, aerospace and aviation, traffic equipment, medical equipment, and safety equipment), safety should be ensured by using semiconductor devices that feature assured safety or by means of users' fail-safe precautions or other arrangement.
- 3- In no event shall SMC - Sangdest Microelectronics (Nanjing) Co., Ltd be liable for any damages that may result from an accident or any other cause during operation of the user's units according to the datasheet(s). SMC - Sangdest Microelectronics (Nanjing) Co., Ltd assumes no responsibility for any intellectual property claims or any other problems that may result from applications of information, products or circuits described in the datasheets.
- 4- In no event shall SMC - Sangdest Microelectronics (Nanjing) Co., Ltd be liable for any failure in a semiconductor device or any secondary damage resulting from use at a value exceeding the absolute maximum rating.
- 5- No license is granted by the datasheet(s) under any patents or other rights of any third party or SMC - Sangdest Microelectronics (Nanjing) Co., Ltd.
- 6- The datasheet(s) may not be reproduced or duplicated, in any form, in whole or part, without the expressed written permission of SMC - Sangdest Microelectronics (Nanjing) Co., Ltd.
- 7- The products (technologies) described in the datasheet(s) are not to be provided to any party whose purpose in their application will hinder maintenance of international peace and safety nor are they to be applied to that purpose by their direct purchasers or any third party. When exporting these products (technologies), the necessary procedures are to be taken in accordance with related laws and regulations..