

MDCFM-02A

Wide Input, DC Encapsulated EFT Suppressor Module



Key Features:

- 0 to 80 VDC Input
- Compact Case
- 30 dB Attenuation
- -40°C to +85°C Operation
- Chassis Mount Option
- DIN Rail Mount Option
- Low Cost



Electrical Specifications

Specifications typical @ +25°C, nominal input voltage & rated output current, unless otherwise noted. Specifications subject to change without notice.

Parameter	Conditions	Min.	Typ.	Max.	Units
Input Voltage Range, See Note 1	MDCFM-02A	0.0		40.0	VDC
	MDCFM-02AW	0.0		80.0	
Nominal Current, See Note 2				1.5	A
DCR			160		mΩ

General

Parameter	Conditions	Min.	Typ.	Max.	Units
Frequency Attenuation		30			dB
EFT	EN 61000-4-4			Criteria B; ±4 kV	

Environmental

Parameter	Conditions	Min.	Typ.	Max.	Units
Operating Temperature Range	Ambient	-40	+25	+85	°C
Storage Temperature Range		-55		+125	°C
Cooling	Free Air Convection				
Humidity	RH, Non-condensing			95	%

Physical

Case Size	Module	See Mechanical Drawing (Page 2)
	Chassis (A2) Mount	See Mechanical Drawing (Page 2)
	DIN (A4) Mount	See Mechanical Drawing (Page 2)
Case Material	Non-Conductive Black Plastic (UL94-V0)	
Weight	Module	0.71 Oz (20g)
	Chassis (A2) Mount	1.41 Oz (40g)
	DIN (A4) Mount	2.11 Oz (60g)

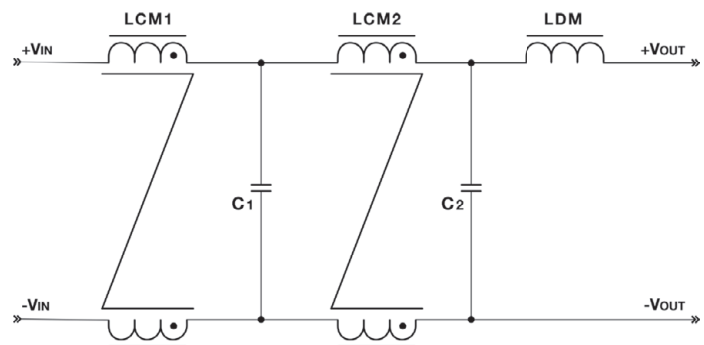
Notes:

1. The Max input voltage level of the DC/DC converter must be less than the maximum specified input of the **MDCFM-02A**.
2. The Max input current of the DC/DC converter must be less than the maximum specified nominal current of the **MDCFM-02A**.

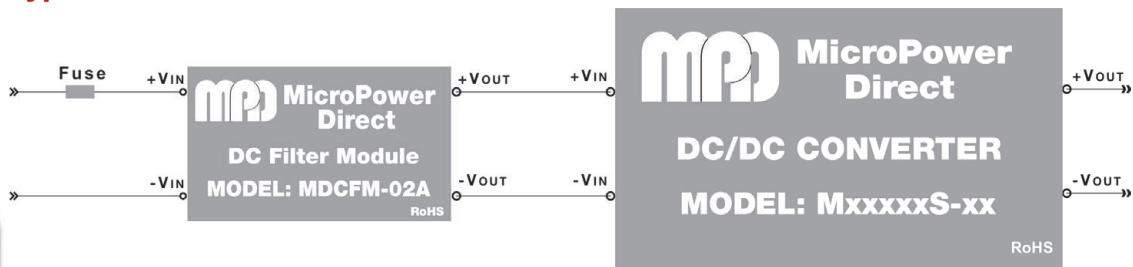
The **MDCFM-02** EFT suppressor modules operate with many standard **MPD** DC/DC converters.

When connected to the input, these modules will substantially improve the EMS performance of the converter. When used on the output, they will substantially reduce the converter output noise and ripple. Contact the factory for more information

Schematic: MDCFM-02A(W)



Typical Connection



MicroPower Direct

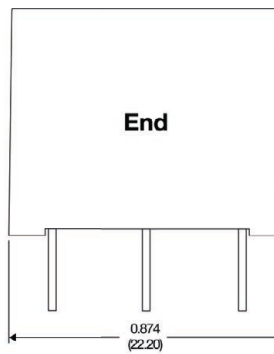
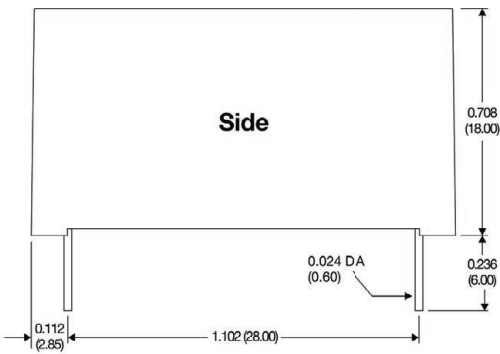
292 Page Street
Suite D
Stoughton, MA 02072
USA

T: (781) 344-8226
F: (781) 344-8481
E: sales@micropowerdirect.com
W: www.micropowerdirect.com



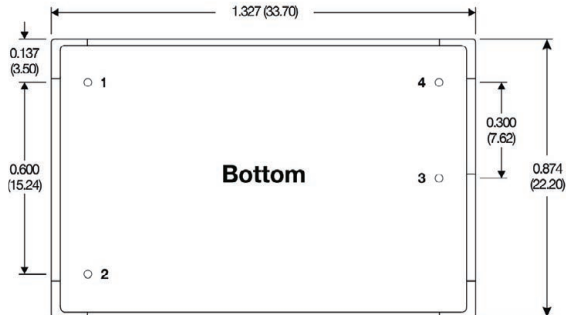
www.micropowerdirect.com

Mechanical Dimensions

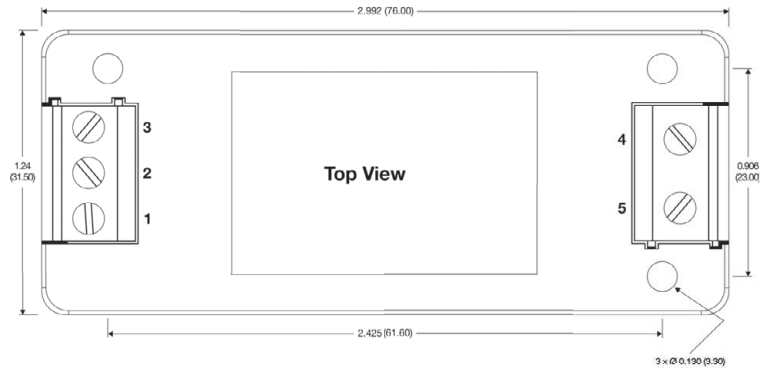


Pin Connections

Pin	Function
1	-VIN
2	+VIN
3	+VOUT
4	-VOUT



Mechanical Dimensions: With Chassis Mount Option (A2)



The **MDCFM-02Ax** is available mounted on an adapter plate for mounting to a chassis or on a DIN rail. Mechanical dimensions for these adapters are shown at right. The photo below shows a product mounted on a similar adapter. Please contact the factory for more information.

For the chassis mount option, add suffix "A2" to the model number (i.e. **MDCFM-02A-A2**)

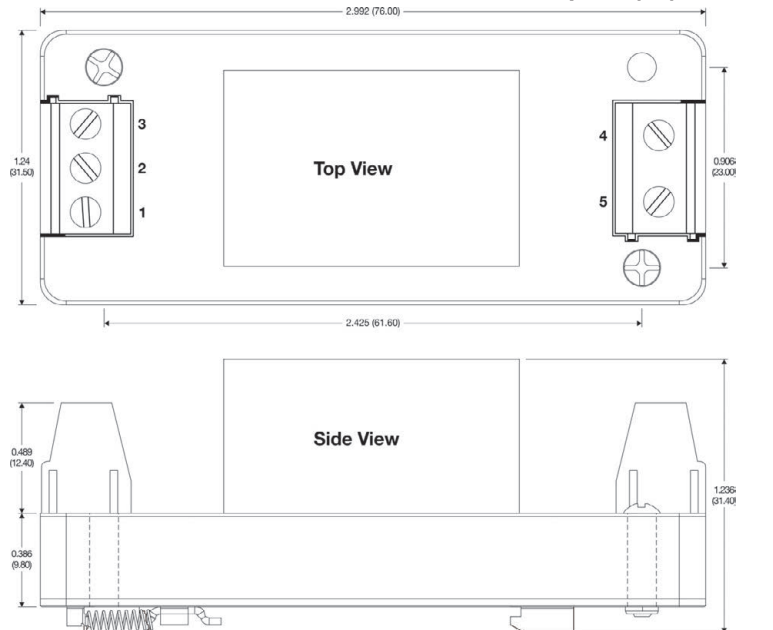
For the DIN rail mount option, add suffix "A4" to the model number (i.e. **MDCFM-02AW-A4**)

Pin Connections

Pin	Function
1	-VIN
2	No Connection
3	+VIN
4	+VOUT
5	-VOUT

Connection is the same for A2 & A4

Mechanical Dimensions: With DIN Rail Option (A4)



MicroPower Direct
We Power Your Success - For Less!

Notes:

- All dimensions are typical in inches (mm)
- Tolerance x.xx = ±0.02 (±0.50)
- Wire range for A2 & A4 connection is 24 - 12 AWG