

Features

- >Glass passiated junction
- >RoHS compliant
- >Bi-directional or Un-directional
- >Very Low Clamping Voltage
- >High Temperature soldering:260°C/10 seconds at terminals
- >High current transient suppressor
- >Epoxy Encapsulated
- >Sharp Breakdown Voltage

IEC COMPATIBILITY

- >IEC 6100-4-5(Lightning) 8KA(8/20μs)

APPLICATIONS

- >Base station power
- >UPS
- >Communication power
- >Railway System
- >Power system



蓝宝宝浪涌抑制器
Blue powder surge suppressor

Package Dimensions

PKG 058 C A X

Series
PKE:3KA
PKG:6KA
PKM:10KA
PKN:15KA

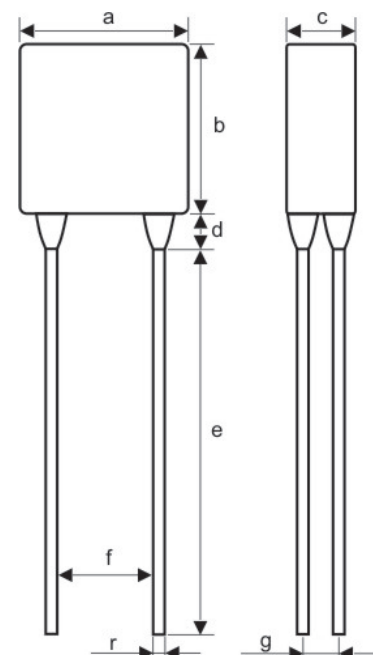
Reverse
stand-off
voltage

Polarity
C:Bi-polar
A:Uni-polar

Package
Default:No Lead
A:16 mm
B:24mm
C:7.5mm

Internal
code

Type	a	b	c	d	e	f	g	r
C	11±0.5	11±0.5	6±0.5	3±0.5	26±1.0	7.5±0.5	2.5±0.5	0.8

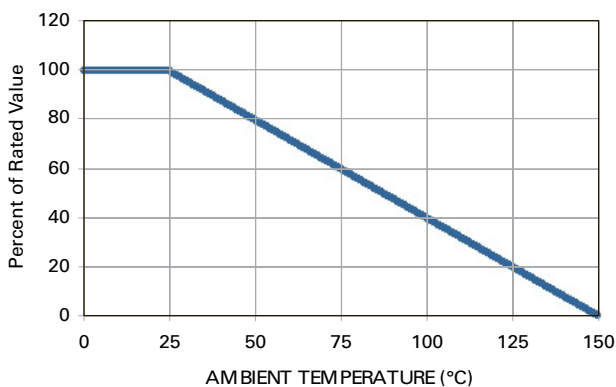


Electrical Characteristics

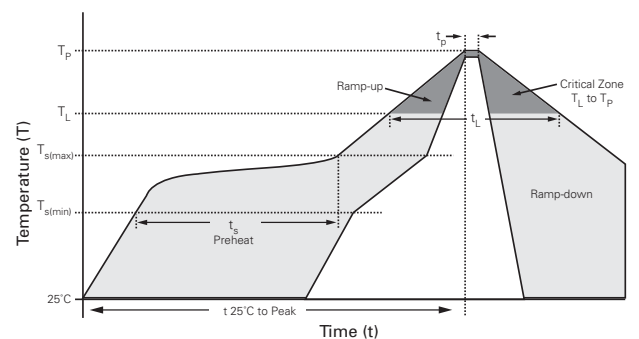
Part Numbers		Standoff Voltage(Vdc)Volts	Reverse Leakage	Breakdown Voltage(Vbr)@IT		Test Current IT	Max. Clamping Voltage Vcl@Ipp 8/20us		Package Type
UN	BI	Vrwm(V)	IR(uA)	Min.	max.	ma	Vcl	Ipp	
PKG012AC	PKG012CC	12	20	13.3	14.7	10	19.9	8000	C
PKG015AC	PKG015CC	15	20	16.7	18.5	10	24.4	8000	C
PKG018AC	PKG018CC	18	20	20.0	22.1	10	29.2	8000	C
PKG020AC	PKG020CC	20	20	22.2	24.5	10	38	8000	C
PKG022AC	PKG022CC	22	20	24.0	26.9	10	42	8000	C
PKG024AC	PKG024CC	24	20	26.7	29.5	10	45	8000	C
PKG030AC	PKG030CC	30	20	33.3	36.8	10	52	8000	C
PKG033AC	PKG033CC	33	20	36.7	40.6	10	58	8000	C
PKG036AC	PKG036CC	36	20	40.0	44.2	10	64	8000	C
PKG058AC	PKG058CC	58	20	64.4	71.2	10	110	8000	C
PKG066AC	PKG066CC	66	20	73.7	80.7	10	125	8000	C
PKG076AC	PKG076CC	76	20	85.0	95.0	10	138	8000	C

Soldering Parameters

Power Derating Curve



Flow/Wave Soldering (Solder Dipping)



Peak Temperature :	265°C
Dipping Time :	10 seconds
Soldering :	1 time