

### F36-65-C2

#### Description:

The F36-65-C2 is a single primary and dual secondary, split bobbin design which operates with an input of 115V. The output voltage will be either 36.0V with a center-tap under a 0.065A load with the secondaries wired in series, or 18.0V under a 0.13A load with the secondaries wired in parallel. The split bobbin design eliminates the need for costly electrostatic shielding.

#### Electrical Specifications (@25C)

1. Maximum Power: 2.5VA
2. Primary: 115V, 50/60 Hz
3. Secondary: Series: 36.0V CT @ 0.065A  
Parallel: 18.0V @ 0.13A
4. Voltage Regulation: 25% TYP @ full load to no load
5. Temperature Rise: 25C TYP
6. Hipot tested 100% at 2500 VRMS
7. Inherently Limited. No fusing required.

#### Construction:

Three flange bobbin construction with primaries and secondaries wound side by side for low capacitive coupling. UL Class F Insulation System (155°C).

#### Agency File:

UL: File E65390, UL 5085-3 (1585), Class 3 Transformers  
cUL: File E65390, UL 5085-3 (1585) For Canadian Use (CSA 22.2, No.66.3-06)



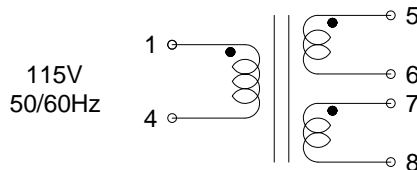
#### Dimensions:

Units in inches.

H	W	L	A	B	C	D	E	F
1.187	1.125	1.375	0.250	0.250	1.200	0.041	0.020	0.234

Weight: 0.25 lbs

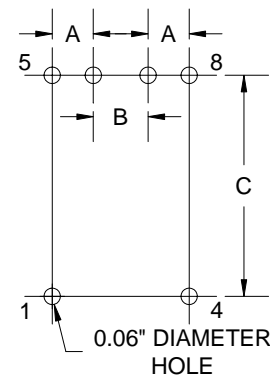
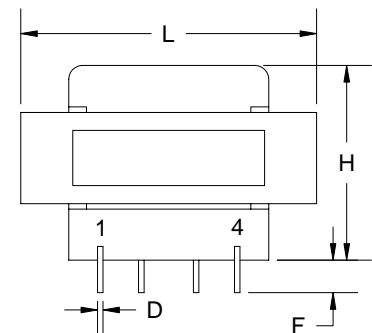
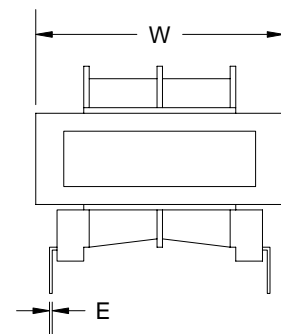

#### Schematic:



**RoHS Compliance:** As of manufacturing date February 2005, all standard products meet the requirements of 2011/65/EU, known as the RoHS initiative.

As of April 7, 2008, UL standards 506 and 1585 will be migrated to UL 5085-2 and 5085-3, respectively.

\* Upon printing, this document is considered "uncontrolled". Please contact Triad Magnetics' website for the most current version.



**Board Layout**