

1. Scope of Application

This data sheet is applied to the chip type LED lamp, model CL-L251-MC6N1-C1.

2. Part code

CL - L 2 5 1 - M C 6 N 1 - C 1

Series

L251 : White power LED for general lighting.

Special specifications

M : General Color Rendering Index Typ. 85 Type.

Watt class

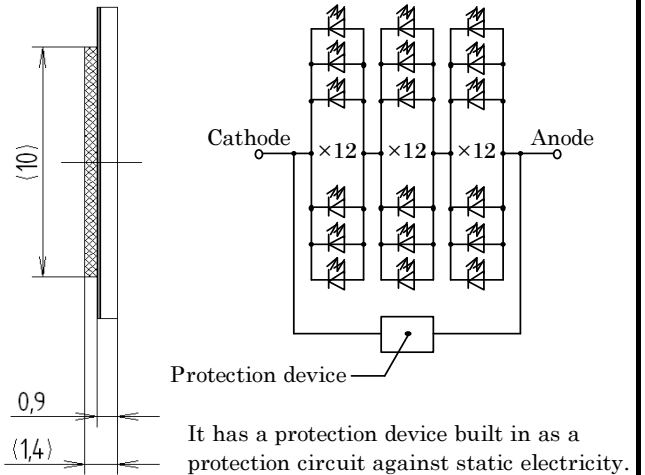
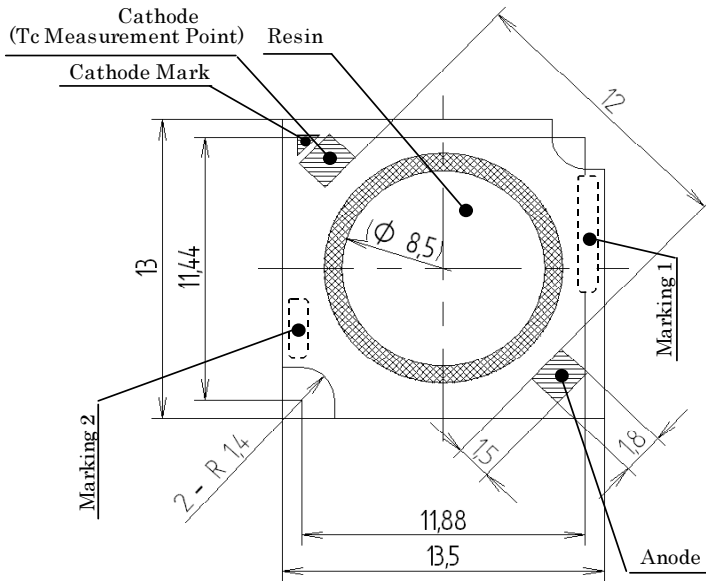
C6 : 6 watt package.

Lighting color

N1 : Compliance with ANSI C78.377-2008,
3-Step MacAdam ellipse,
Correlated Color Temperature 5000K

| | |
|------------------------------------|------------------|
| Symbol | CITILED |
| Name | CL-L251-MC6N1-C1 |
| CITIZEN ELECTRONICS CO.,LTD. JAPAN | |

3. Outline drawing



Unit : mm

Tolerances unless otherwise specified : ±0.3

Marking 1 : Serial No.

Marking 2 : M 6 N 1 C 1

Color N1
Watt 6 : 6W
Ra M : typ.85

4. Performance

(1) Absolute Maximum Rating

| Parameter | Symbol | Rating Value | Unit |
|-----------------------|--------------|--------------|------|
| Power Dissipation | P_D | 16.6 | W |
| Forward Current | I_F | 1,440 | mA |
| Forward Pulse Current | I_{FP} | 1,500 | mA |
| Reverse Current | I_R | 1 | mA |
| Operating Temperature | T_{OP} | -30 ~ +85 | C |
| Storage Temperature | T_{ST} | -40 ~ +100 | C |
| Junction Temperature | $T_{j\ Max}$ | 150 | C |

*1 Forward Current : Duty ≤ 1/10 , Pulse Width ≤ 10msec

*2 D.C. Current : $T_j = T_c + R_j \cdot c \times P_D$

Pulse Current : $T_j = T_c + R_j \cdot c \times P_w$ (Power Dissipation / One-Pulse) × Duty

| | |
|------------------------------------|------------------|
| Symbol | CITILED |
| Name | CL-L251-MC6N1-C1 |
| CITIZEN ELECTRONICS CO.,LTD. JAPAN | |

DATA SHEET

3/11

(2) Electro-optical Characteristics

(Tc=25 C)

| Parameter | Symbol | Condition | Min. | Typ. | Max. | Unit |
|-------------------------------|----------|---------------|------|------|------|------|
| Forward Voltage | V_F | $I_F=720mA$ | 8.75 | 9.3 | 10.5 | V |
| Luminous Flux | Φ_v | $I_F=720mA$ | 417 | 490 | - | lm |
| General Color Rendering Index | Ra | $I_F=720mA$ | - | 85 | - | - |
| Thermal Resistance | Rj-c | Junction-case | - | 4.0 | - | C/W |

Chromaticity coordinates (Condition : $I_F=720mA$, Tc=25 C)

| Color rank | Center | |
|----------------|----------------|---------|
| N1 | x | y |
| | 0.3447 | 0.3553 |
| | Oval parameter | |
| | a | 0.00822 |
| | b | 0.00354 |
| θ° | 59.62 | |

Reference (ANSI C78.377)

| Color rank | x | y |
|------------|--------|-----------------------|
| N1 | Center | 0.3447 0.3553 (5028K) |
| | a | 0.3551 0.3760 |
| | b | 0.3376 0.3616 |
| | c | 0.3366 0.3369 |
| | d | 0.3515 0.3437 |

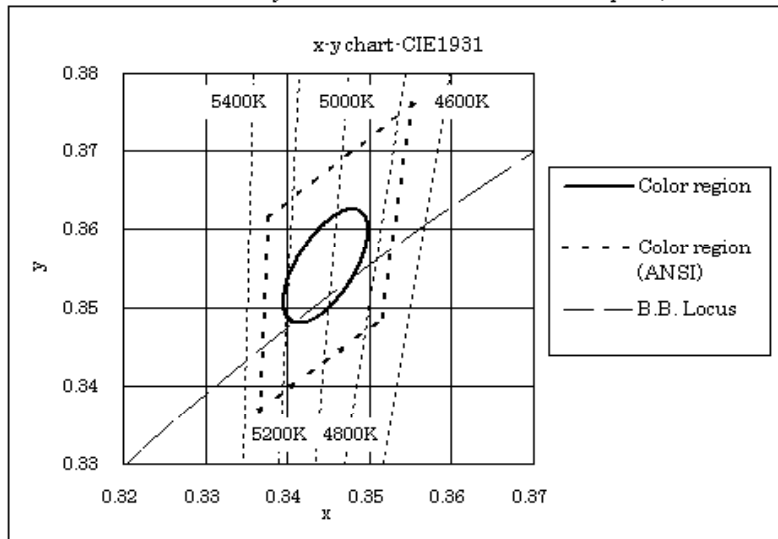
*Color region stay within MacAdam "3-step" ellipse from the chromaticity center.

*The chromaticity center refers to ANSI C78.377-2008.

Please refer to ANSI C78.377 for the chromaticity center.

* θ is the angle between the major axis of the ellipse and the x-axis,

and a and b are the major and minor semi-axes of an ellipse. (Ref. IEC 60081:1997 AnnexD)

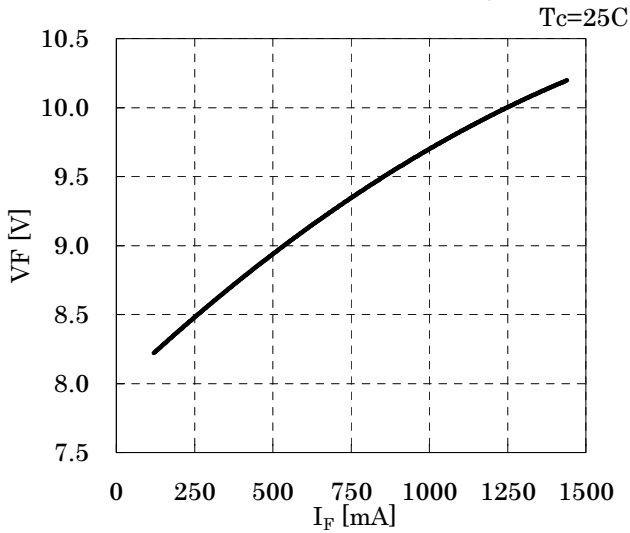


Note: The tolerance of measurement at our tester is $V_F \pm 3\%$, $\Phi_v \pm 10\%$, Chromaticity(x,y) ± 0.005 and Ra ± 1 .

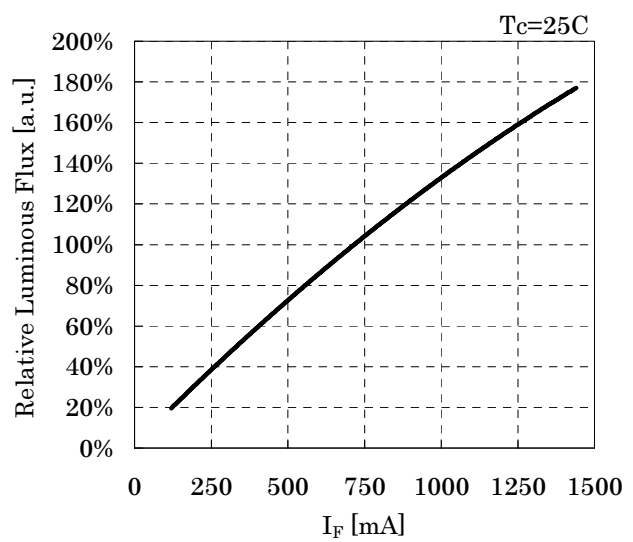
| | |
|------------------------------------|------------------|
| Symbol | CITILED |
| Name | CL-L251-MC6N1-C1 |
| CITIZEN ELECTRONICS CO.,LTD. JAPAN | |

5. Characteristics

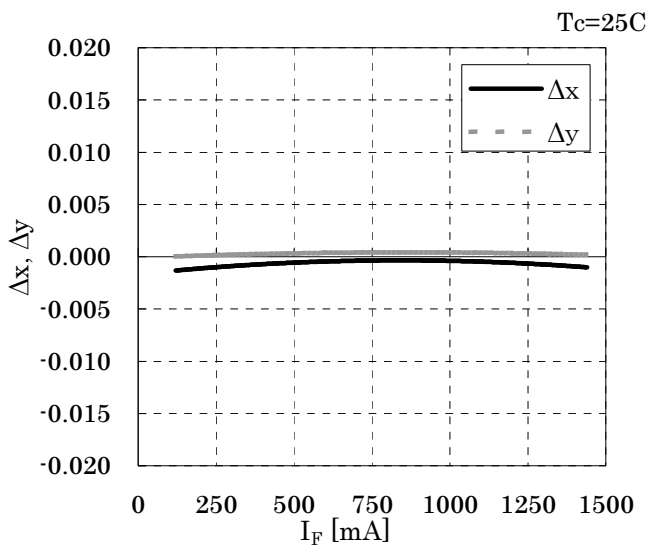
• Forward Current vs. Forward Voltage



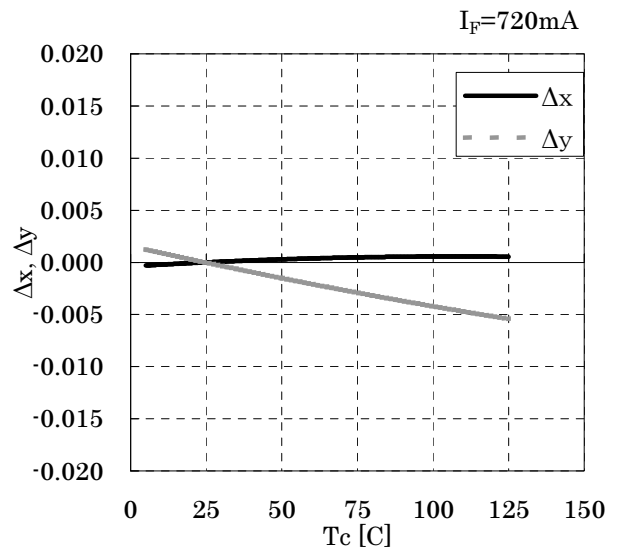
• Forward Current vs. Relative Luminous Flux



• Forward Current vs. Chromaticity Coordinate



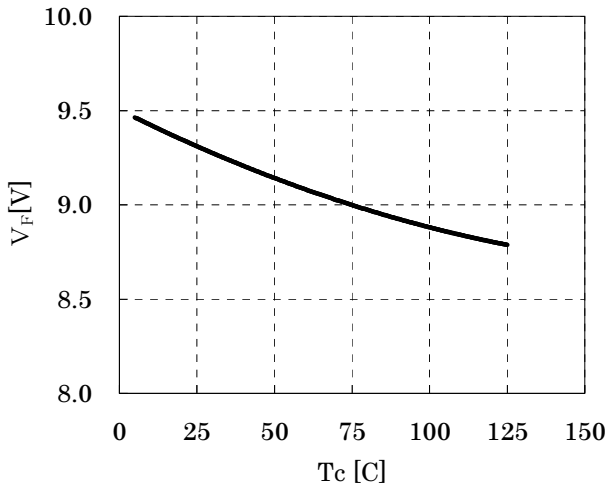
• Case Temperature vs. Chromaticity Coordinate



| | |
|------------------------------------|------------------|
| Symbol | CITILED |
| Name | CL-L251-MC6N1-C1 |
| CITIZEN ELECTRONICS CO.,LTD. JAPAN | |

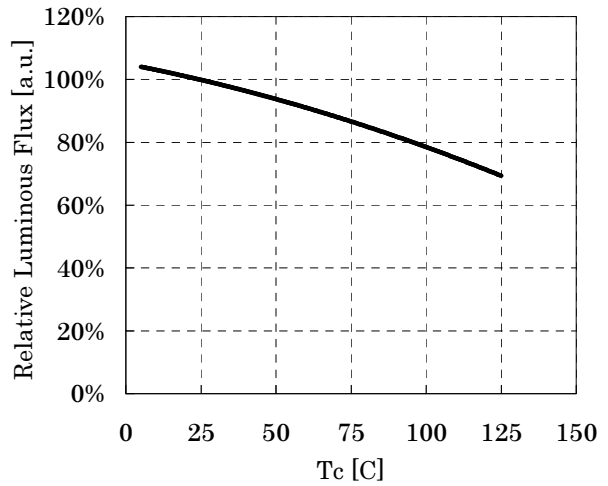
• Case Temperature vs. Forward Voltage

$I_F=720\text{mA}$

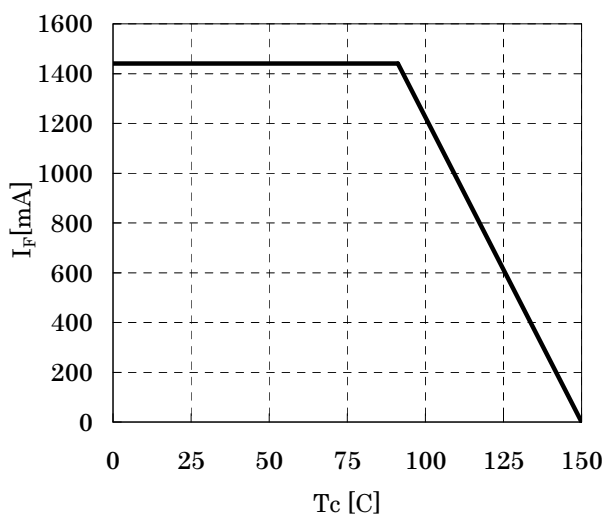


• Case Temperature vs. Relative Luminous Flux

$I_F=720\text{mA}$

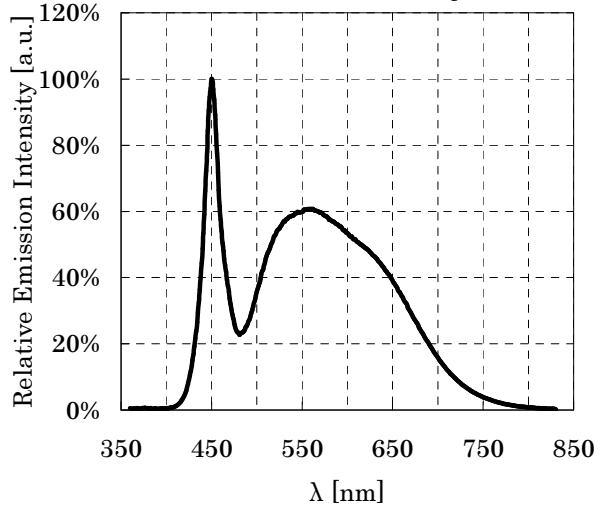


• Case Temperature vs. Allowable Forward Current



• Spectrum

$T_c=25\text{C}, I_F=720\text{mA}$



| | |
|------------------------------------|------------------|
| Symbol | CITLED |
| Name | CL-L251-MC6N1-C1 |
| CITIZEN ELECTRONICS CO.,LTD. JAPAN | |

6. Reliability

(1) Details of the tests

| Test Item | Test Condition |
|-------------------------------|--|
| Continuous Operation Test | Ta=25 C, I _F =480 mA× 1000 hours(with Al-fin) |
| | Ta=50 C, I _F =480 mA× 1000 hours(with Al-fin) |
| Low Temperature Storage Test | -40 C × 1000 hours |
| High Temperature Storage Test | 100 C × 1000 hours |
| Moisture-proof Test | 60 C, 90 %RH for 1000 hours |
| Thermal Shock Test | -40 C × 30 minutes – 100 C × 30 minutes, 100 cycle |

(2) Judgment Criteria of Failure for Reliability Test (Ta=25 C)

| Measuring Item | Symbol | Measuring Condition | Judgment Criteria for Failure |
|---------------------|----------------|-----------------------|-------------------------------|
| Forward Voltage | V _F | I _F =480mA | > U × 1.1 |
| Total Luminous Flux | Φ _v | I _F =480mA | < S × 0.85 |

U defines the upper limit of the specified characteristics. S defines the initial value.

Note: Measurement shall be taken between 2 hours and 24 hours, and the test pieces should be returned to the normal ambient conditions after the completion of each test.

CL-L251-MC4L reliability test results will be used for CL-L251-MC6N1-C1.

| | |
|------------------------------------|------------------|
| Symbol | CITLED |
| Name | CL-L251-MC6N1-C1 |
| CITIZEN ELECTRONICS CO.,LTD. JAPAN | |

7. Packing Specifications

(1) Packing

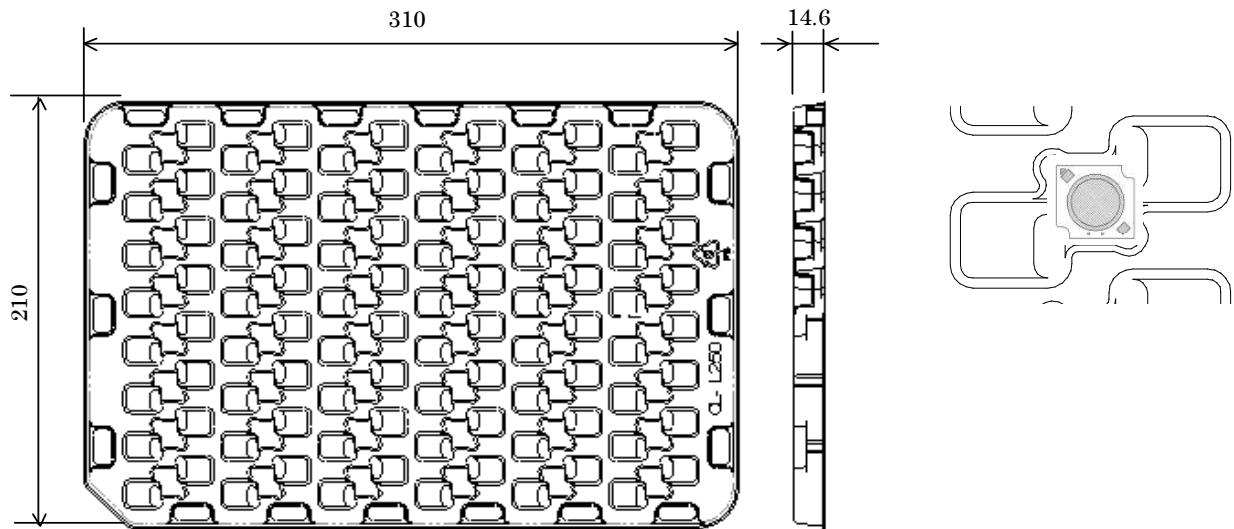
An empty tray is placed on top of a five-tier tray which contain 48 pieces each. The set of six trays is banded together with two rubber bands.

(Smallest packing unit: 240 pieces)

A label with product name, quantity, lot number is placed on the upper empty tray.


Tray (Dimensions: 310 × 210 × 14.6mm / Materials: Electrically conductive PS)

< Packing figure >



Product 48pcs/tray

< Example of indication label >

| | | | |
|---------------------|-----------------|--------|---|
| CUSTOMER | | | |
| TYPE | CL-L251-MC6N1-C | ---(1) |  PASS |
| P.NO | xxx | ---(2) | |
| LOT No | 03D001 | ---(3) | |
| Q'ty | 240 pcs. | ---(4) | |
| CITIZEN ELECTRONICS | | | |

- 1. TYPE e.g. CL-L251-MC6N1-C
- 2. P.No. (Cutomer's P/N) e.g. xxx
- 3. Lot No. e.g. 03D001
 - First letter: Last digit of the year e.g. 0 : year 2010
 - Second letter: Production month e.g. 3 : Mar
 - Note: October, November and December are designated by X, Y and Z, respectively.
 - Third letter: CE's control number e.g. D001
- 4. Quantity e.g. 240 pieces

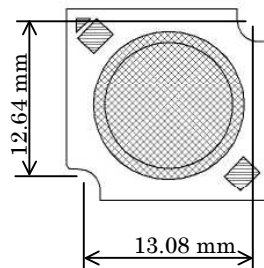
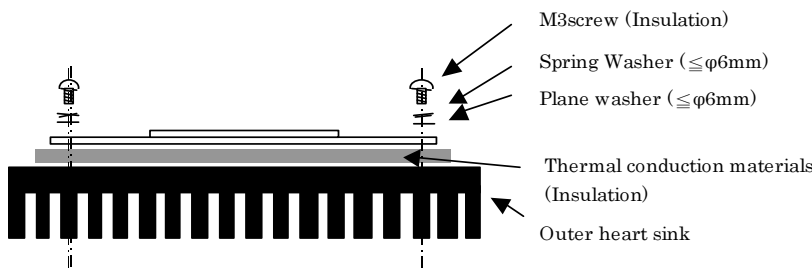
| | |
|------------------------------------|------------------|
| Symbol | CITILED |
| Name | CL-L251-MC6N1-C1 |
| CITIZEN ELECTRONICS CO.,LTD. JAPAN | |

8. Precautions

1. Avoid the application of any stress to the resin portion.
2. Avoid any contact by a sharp metal nail or other materials with the resin portion.



3. This product should be secured firmly by fastening an M3 screw on both sides of the product. Please be careful not to apply any stress to the product during the clamping operation. As the connection status could vary depending on materials of outer heat sink, please check thoroughly.



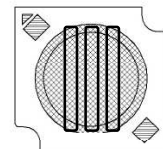
Recommended installation screw pitch

4. Insulation between the terminal section and the heat sink section of the LED is not covered by warranty. With regard to insulation after this product has been assembled in an apparatus, preventive action should be carried out by the customer.
5. For fixing this product to the outer heat sink, heat grease should be applied to the whole rear surface so that the product can dissipate heat as a whole. Please pay attention to avoid product deformation when conducting the clamping operation with heat grease in sheet form.
6. Handling of static electricity

- These products are sensitive to static electricity charge. Please take measures to prevent any static electricity being produced such as the wearing of a wristband or anti-static gloves when handling this product.
- All devices, equipment and machinery must be properly grounded. It is recommended that precautions be taken against surge voltage to the equipment that mounts the LEDs.
- ESD sensitivity of this product is 1000V (HBM, based on JEITA ED-4701/304).
- When inspecting the final products in which LEDs were assembled, it is recommended to check whether the assembled LEDs are damaged by static electricity or not.
- It is easy to find static-damaged LEDs by a light-on test.

<Light-on test criterion>

| Condition | Judgmental criterion |
|------------------------------|--|
| $I_F=12\text{mA}/\text{PKG}$ | No-lighting in entire block making up parallel circuit is unacceptable |



L251 consists of three blocks.

| | |
|------------------------------------|------------------|
| Symbol | CITILED |
| Name | CL-L251-MC6N1-C1 |
| CITIZEN ELECTRONICS CO.,LTD. JAPAN | |

8. Precautions (continued)

7. Lighting at a low current

A minimum current value of lighting of all dice is 60mA.

When a minimum current is applied, LED dice may look different in their brightness due to the individual difference of the LED element, and it is not a failed product.

8. Please be aware that this product should not come into contact with any other parts in assembled status.

9. Drive circuit

- A constant current circuit is recommended as a drive circuit.

And when two or more LED packages are connected, the series connection between each package is recommended.

- Please design a circuit that prevents any reverse voltage (excess current) from being applied to this product instantaneously when the circuit is ON or OFF.

10. Heat generation

- As this product is designed with consideration of the heat release property of module, a heat release design is required to use this product efficiently.

Please ensure that heat generation is not in excess of the absolute maximum rating. (Refer to 4-1 Performance)

- Factors responsible for an increase in temperature include heat generation attributed to ambient temperature conditions or power dissipation. Thus, drive conditions should be taken into consideration, depending on ambient temperature (Ta).

11. Recommended soldering condition (This product is not adaptable to reflow process)

- Manual soldering

- Soldering shall be implemented using a soldering bit of 40W or less with a temperature 350°C or less within 3.5 seconds for one land.

(Recommended condition in a case of lead-free solder condition)

- No external force shall be applied to resin part during soldering.

- Next process of soldering should be carried out after the product has returned to ambient

- For soldering correction

- Regarding soldering correction, above conditions shall be used.

- Contacts number of soldering bit should be within twice for each terminal as a correction.

* Citizen Electronics cannot guarantee if usage exceeds this recommended conditions.

Please use it after sufficient verification is carried out on your own risk if necessary.

| | |
|------------------------------------|------------------|
| Symbol | CITILED |
| Name | CL-L251-MC6N1-C1 |
| CITIZEN ELECTRONICS CO.,LTD. JAPAN | |

12. Eye Safety

- The International Electrical Commission (IEC) published in 2006 IEC 62471 "2006 Photobiological safety of lamps and lamp systems" which includes LEDs within its scope. When sorting single LEDs according to IEC 62471, most LEDs can be classified as belonging to either Exempt Group or Risk Group 1.
- Optical characteristics of LEDs such as radiant flux, spectrum and light distribution are factors that affect the risk group determination of the LED, and especially a high-power LED, that emits light containing blue wavelengths, may have properties equivalent to those of Risk Group 2.
- Great care should be taken when directly viewing an LED that is driven at high current, has multiple uses as a module or when focusing the light with optical instruments, as these actions may greatly increase the hazard to your eyes.
- In addition, LED sources that were included within the scope of IEC 60825-1 / Edition 1.2 "laser safety standard", published 2001 were removed from the scope of the IEC 60825-1 / Edition 2.0 revised 2007.
- However, keep in mind that some countries and regions have adopted standards based on the IEC laser safety standard IEC 60825-1:2001 which includes LEDs within its scope.

13. Other

- This product complies with RoHS directives.

| | |
|------------------------------------|------------------|
| Symbol | CITILED |
| Name | CL-L251-MC6N1-C1 |
| CITIZEN ELECTRONICS CO.,LTD. JAPAN | |

9. Precautions with regard to product use

1. This document is provided for reference purposes only so that CITIZEN ELECTRONICS' products are used as intended. CITIZEN ELECTRONICS neither makes warranties or representations with respect to the accuracy or completeness of the information contained in this document nor grants any license to any intellectual property rights or any other rights of CITIZEN ELECTRONICS or any third party with respect to the information in this document.
2. All information included in this document such as product data, diagrams, charts, is current as of the date this document is issued.
Such information, however, is subject to change without any prior notice.
Before purchasing or using any CITIZEN ELECTRONICS' products listed in this document, please confirm the latest product information with a CITIZEN ELECTRONICS' sales office, and formal specifications must be exchanged and signed by both parties prior to mass production.
3. CITIZEN ELECTRONICS has used reasonable care in compiling the information included in this document, but CITIZEN ELECTRONICS assumes no liability whatsoever for any damages incurred as a result of errors or omissions in the information included in this document.
4. Absent a written signed agreement, except as provided in the relevant terms and conditions of sale for product, and to the maximum extent allowable by law, CITIZEN ELECTRONICS assumes no liability whatsoever, including without limitation, indirect, consequential, special, or incidental damages or loss, including without limitation, loss of profits, loss of opportunities, business interruption and loss of data, and disclaims any and all express or implied warranties and conditions related to sale, use of product, or information, including warranties or conditions of merchantability, fitness for a particular purpose, accuracy of information, or no infringement.
5. Though CITIZEN ELECTRONICS works continually to improve products' quality and reliability, products can malfunction or fail. Customers are responsible for complying with safety standards and for providing adequate designs and safeguards to minimize risk and avoid situations in which a malfunction or failure of a product could cause loss of human life, bodily injury or damage to property, including data loss or corruption.
In addition, customers are also responsible for determining the appropriateness of use of any information contained in this document such as application cases not only with evaluating by their own but also by the entire system.
CITIZEN ELECTRONICS assumes no liability for customers' product design or applications.
6. Please contact CITIZEN ELECTRONICS' sales office if you have any questions regarding the information contained in this document, or if you have any other inquiries.

| | |
|------------------------------------|------------------|
| Symbol | CITILED |
| Name | CL-L251-MC6N1-C1 |
| CITIZEN ELECTRONICS CO.,LTD. JAPAN | |