


CT-13DS3 SERIES

1000Vdc Isolation 1 Watt Single Output Surface Mount Dc-Dc Converter



FEATURES:

- Small Footprint
- 14PIN SMD Package
- High Efficiency up to 80%
- Unregulated Output Types
- High Power Density
- No External Component Required
- Operating Temperature: -40°C TO +85°C
- Industry Standard Pinout



Specifications typical at TA=25°C, nominal input voltage and rated output current unless otherwise specified

Part Number	Output Voltage	Output Current	Efficiency
	Vdc	mA	% TYP
CT-XXS03NNL	3.3	303	65
CT-XXS05NNL	5	200	70
CT-XXS09NNL	9	111	75
CT-XXS12NNL	12	84	78
CT-XXS15NNL	15	67	80

Note: 1. "XX" Is Input Voltage: 03=3.3Vdc, 05=5Vdc, 09=9Vdc, 12=12Vdc, 15=15Vdc.

2. The input voltage increases, there will be an increase in efficiency.

Input Specifications

Parameters	Conditions	Min	Typ	Max	Units
Voltage Tolerance	Vo, Io Nom			±10	%
Filter	Capacitor				

Output Specifications

Parameters	Conditions	Min	Typ	Max	Units
Voltage Tolerance	100% full load			±5	%
Short Circuit Protection	Short Term			1 Sec	
Line Regulation	For 1.0% OF Vin		1.2		%
Load Regulation	3.3V(10% To 100% F.L)		15		%
Load Regulation	5V,9V (10% To 100% F.L)			15&9.0	%
Load Regulation	12V,15V (10% To 100% F.L.)			7.5&7.0	%
Ripple & Noise	BW=DC to 20MHz			100	mVp-p
Transient response setting time	50% load step change		350		us

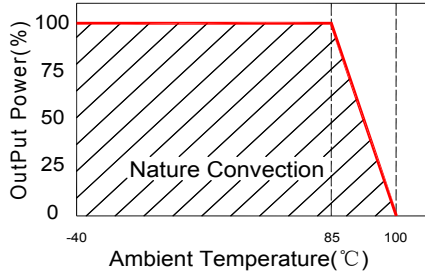
General Specifications

Parameters	Conditions	Min	Typ	Max	Units
Isolation Resistance	500Vdc	1000			MΩ
Switching Frequency	Full load,nominal input		100		KHz
Operating Temperature		-40		85	°C
Humidity	Non Condensing			95	%
Cooling	Free air Convection				
Case material	DAP				
MTBF	MIL-HDBK-217F@25°C	3500000			Hours
Weight			1.0		g
Dimensions			12.7x7.6x6.25		mm

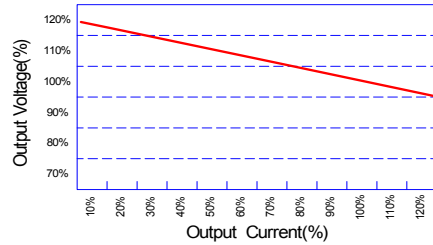
CT-13DS3 SERIES

1000Vdc Isolation 1 Watt Single Output Surface Mount Dc-Dc Converter

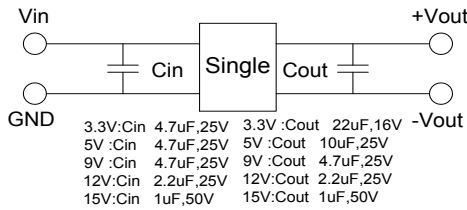
Temperature Derating Graph



Tolerance Envelope Graph



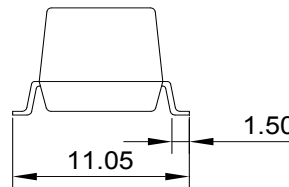
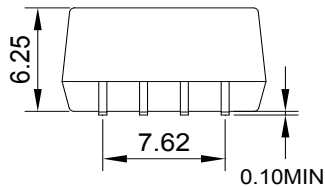
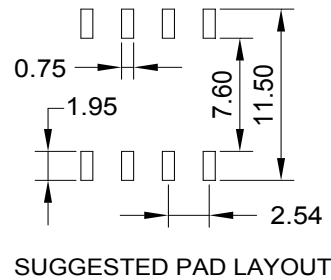
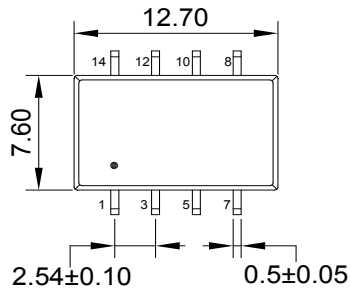
Recommended Test Circuit



Part Number

13DS3 - 05 S 05 N NL
A B C D E F
 A:Series
 B:Input Voltage
 C:Single(S)
 D:Output Voltage
 E:Unregulated(N)
 F:RoHS Version

Markings and Dimensions



UNIT: mm Unless otherwise specified, all tolerances are ± 0.25

PIN Connection

PIN	1	3	7	8	Other
Single	-Vin	+Vin	-Vout	+Vout	NC