

SpiceLED™

Like spice, its diminutive size is a stark contrast to its standout performance in terms of brightness, durability and reliability. Despite being the smallest in size yet the SpiceLED™ packs a powerful performance and is a highly reliable design device. Its versatility enables its application in automotive appliances, key-pad illumination, hand-held devices such as PDAs, notebooks, compact back-lighting applications, consumer appliances, office equipment, audio and video equipment.



Features:

- > High brightness surface mount LED.
- > Super wide viewing angle of 160°.
- > Equivalent to 0603 package outline. Copper lead-frame construction.
- > Qualified according to JEDEC moisture sensitivity Level 2.
- > Compatible to IR reflow soldering.
- > Environmental friendly; RoHS compliance.
- > Compliance to automotive standard; AEC-Q101.



Applications:

- > Automotive: interior applications, eg: switches, telematics, climate control system, dashboard, etc.
- > Consumer Appliances: LCD illumination as in PDAs, LCD TV.
- > Communication: indicator and backlight in mobilephone.
- > Display: full color display video notice board.
- > Industry: white goods (eg: Oven, microwave, etc.).



Optical Characteristics at Tj=25°C

Part Ordering Number	Color	Viewing Angle°	Luminous Intensity @ 20mA IV (mcd)		
			Min.	Typ.	Max
SSS-CLD-N2P-1	Super Red, 632 nm	160	35.5	56.0	71.5
SSS-CLD-P2Q-1	Super Red, 632 nm	160	56.0	90.0	112.5
SSR-CLD-PQ1-1	Red, 625 nm	160	45.0	71.5	90.0
SSA-CLD-P2Q-1	Amber, 615nm	160	56.0	90.0	112.5
SSO-CLD-P2Q-1	Orange, 605 nm	160	56.0	90.0	112.5
SSO-CLD-QR1-1	Orange, 605 nm	160	71.5	112.5	140.0
SSY-CLD-P2Q-1	Yellow, 587 nm	160	56.0	90.0	112.5
SSY-CLD-Q2R-1	Yellow, 587 nm	160	90.0	135.0	180.0
SSG-CLD-M2N-1	Green, 570 nm	160	22.4	35.5	45.0
SSP-CLD-KL1-1	Pure Green, 560 nm	160	7.2	11.2	14.0

NOTE

1. All part number above comes in a quantity of 3000 units per reel.
2. Other luminous intensity groups are also available upon request
3. Luminous intensity is measured with an accuracy of ± 11%.
4. Wavelength binning is carried for all units as per the wavelength-binning table. Only one wavelength group is allowed for each reel.

Electrical Characteristics at Tj=25°C

Part Number	Vf @ If = 20mA			Vr @ Ir = 10uA
	Min. (V)	Typ. (V)	Max. (V)	Min. (V)
SSx-CLD	1.8	2.0	2.4	12

Forward voltage, Vf is measured with an accuracy of ± 0.1 V.

Absolute Maximum Ratings

	Maximum Value	Unit
DC forward current	30	mA
Peak pulse current; (tp ≤ 10µs, Duty cycle = 0.1)	250	mA
Reverse voltage	12	V
ESD threshold (HBM)	2000	V
LED junction temperature	110	°C
Operating temperature	-40 ... +100	°C
Storage temperature	-40 ... +100	°C
Power dissipation (at room temperature)	80	mW
Thermal resistance		
- Junction / ambient, R _{th JA}	450	K/W
- Junction / solder point, R _{th JS}	250	K/W
(Mounting on FR4 PCB, pad size ≥ 16 mm ² per pad)		

Characteristics

	Symbol	Part Number	Value	Unit
Temperature coefficient of λ_{dom} (typ) $I_F = 20\text{mA}; 0^\circ\text{C} \leq T \leq 85^\circ\text{C}$	$TC_{\lambda_{\text{dom}}}$ (typ)	SSS-CLD	0.04	nm / K
		SSR-CLD	0.05	
		SSA-CLD	0.07	
		SSO-CLD	0.08	
		SSY-CLD	0.09	
		SSG-CLD	0.10	
		SSP-CLD	0.10	
		Temperature coefficient of V_F (typ) $I_F = 20\text{mA}; 0^\circ\text{C} \leq T \leq 85^\circ\text{C}$	TC_V	
SSR-CLD	-3.3			
SSA-CLD	-3.2			
SSO-CLD	-2.4			
SSY-CLD	-3.3			
SSG-CLD	-1.2			
SSP-CLD	-1.6			
Temperature coefficient of I_V (typ) $I_F = 20\text{mA}; 0^\circ\text{C} \leq T \leq 85^\circ\text{C}$	TC_{I_V}			SSS-CLD
		SSR-CLD	-0.59	
		SSA-CLD	-0.62	
		SSO-CLD	-0.65	
		SSY-CLD	-1.05	
		SSG-CLD	-1.20	
		SSP-CLD	-1.20	

Wavelength Grouping

Color	Group	Wavelength distribution (nm)
SSS; Super Red	Full	625 - 640
SSR; Red	Full	620 - 630
SSA; Amber	Full	610 - 621
	W	610 - 615
	X	615 - 621
SSO; Orange	Full	600 - 612
	W	600 - 603
	X	603 - 606
	Y	606 - 609
	Z	609 - 612
SSY; Yellow	Full	582 - 594
	W	582 - 585
	X	585 - 588
	Y	588 - 591
	Z	591 - 594
SSG; Green	Full	564.5 - 576.5
	W	564.5 - 567.5
	X	567.5 - 570.5
	Y	570.5 - 573.5
	Z	573.5 - 576.5
SSP; Pure Green	Full	552.5 - 564.5
	W	552.5 - 555.5
	X	555.5 - 558.5
	Y	558.5 - 561.5
	Z	561.5 - 564.5

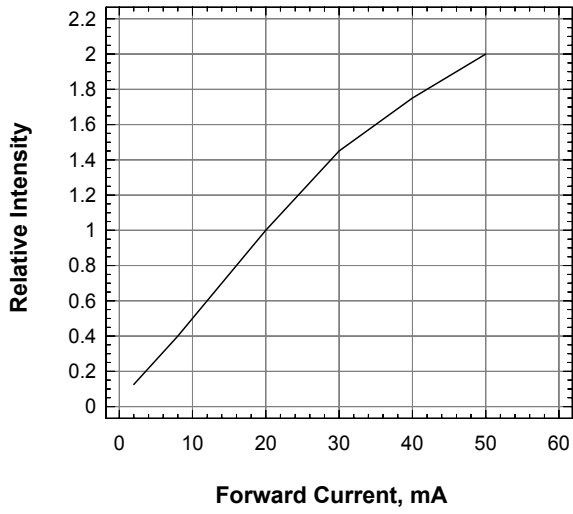
Dominant wavelength is measured with an accuracy of $\pm 1\text{nm}$.

Luminous Intensity Group at Tj=25°C

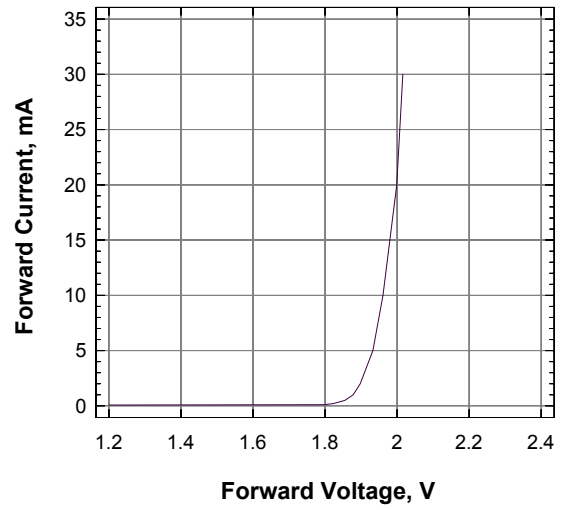
Brightness Group	Luminous Intensity IV (mcd)
K1	7.20...9.00
K2	9.00...11.20
L1	11.20...14.00
M2	22.40...28.50
N1	28.50...35.50
N2	35.50...45.00
P1	45.00...56.00
P2	56.00...71.50
Q1	71.50...90.00
Q2	90.00...112.50
R1	112.50...140.00
R2	140.00...180.00

Luminous intensity is measured with an accuracy of $\pm 11\%$.

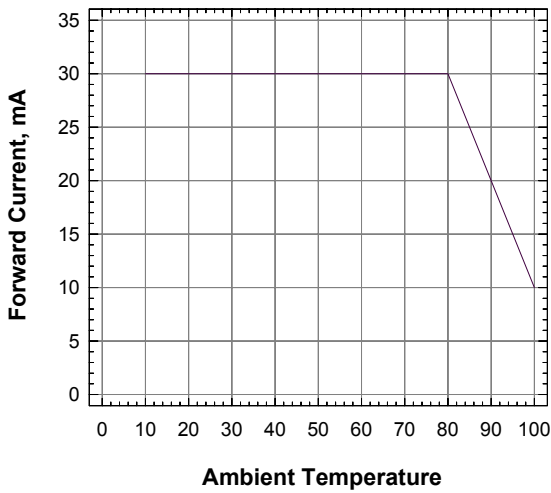
Relative Intensity Vs Forward Current



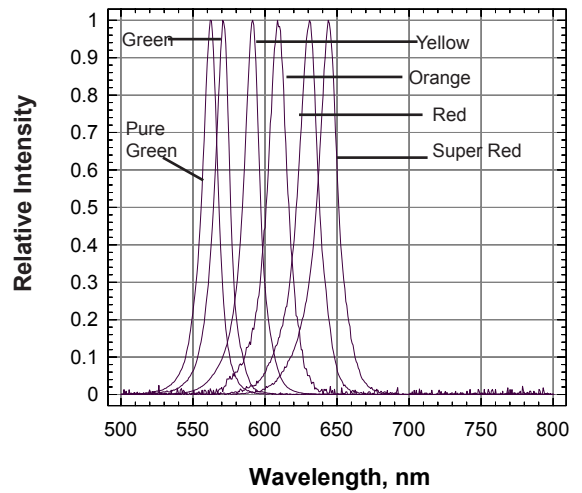
Forward Current Vs Forward Voltage



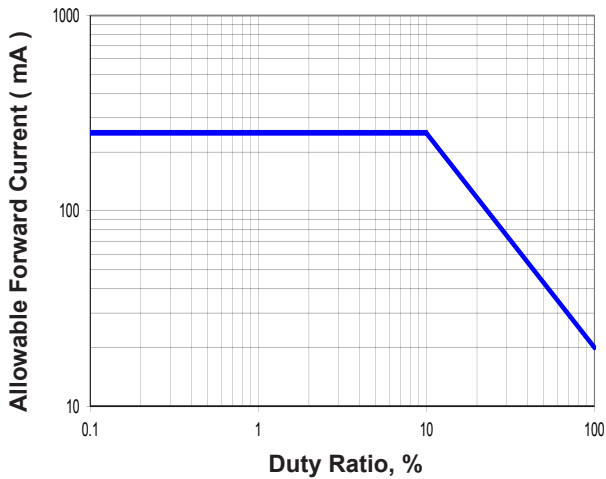
Maximum Current Vs Ambient Temperature



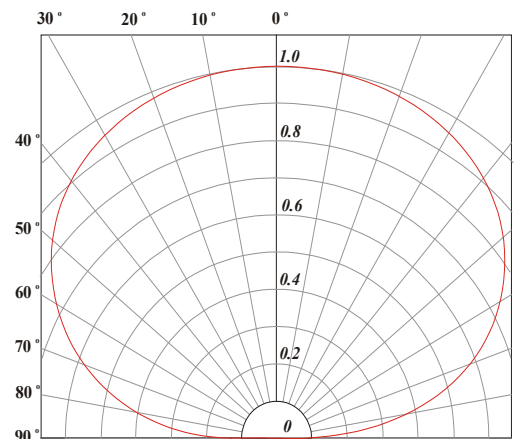
Relative Intensity Vs Wavelength



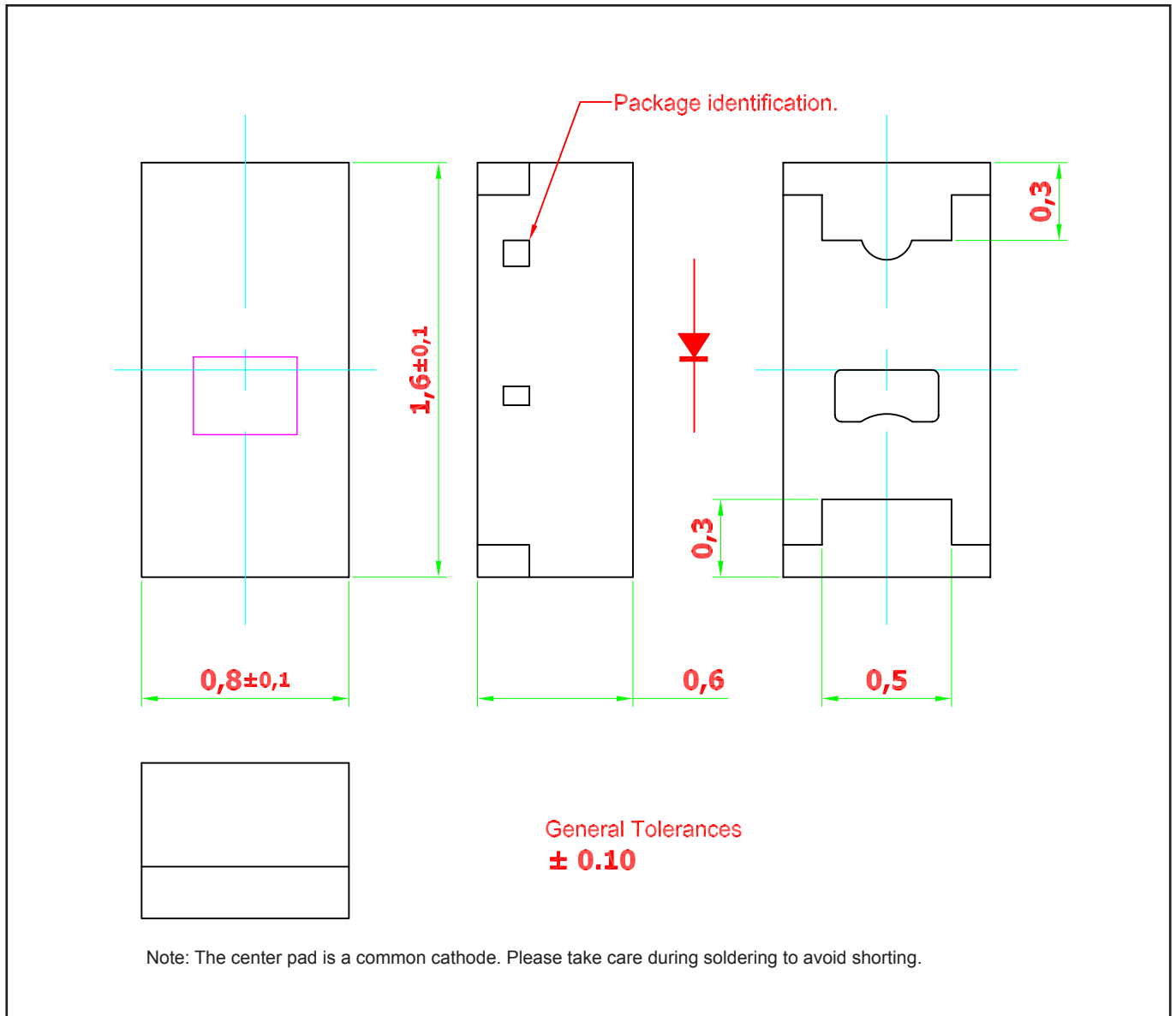
**Allowable Forward Current Vs Duty Ratio
 (Ta=25 Deg C, tp≤10uS)**



Radiation Pattern



SpiceLED™ • AllnGaP S-Spice : SSx-CLD Package Outlines

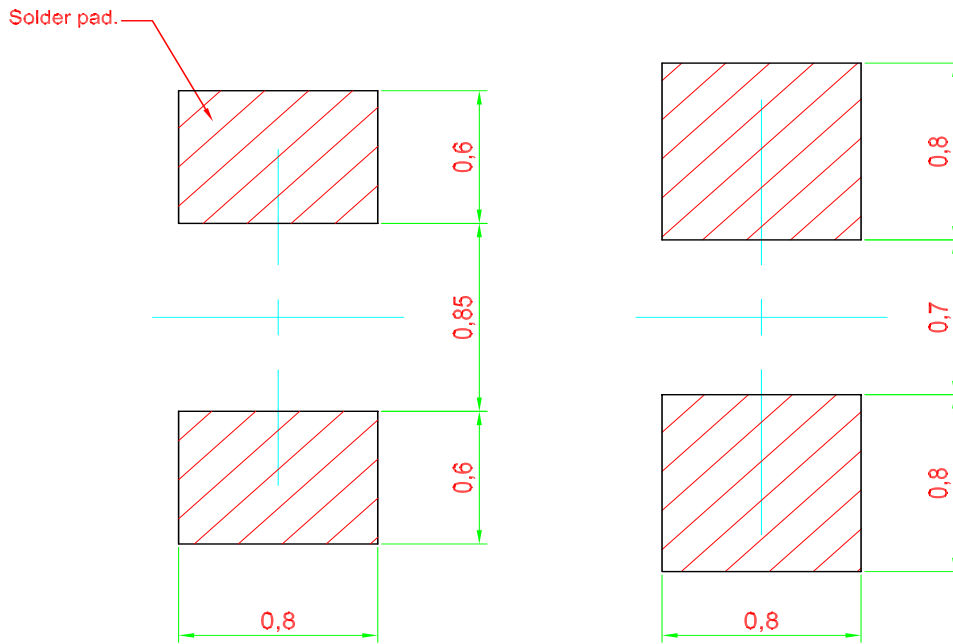


Material

Material	
Lead-frame	Cu Alloy With NiPdAu Plating
Package	High Temperature Resistant Epoxy Resin

Note: product is Pb free

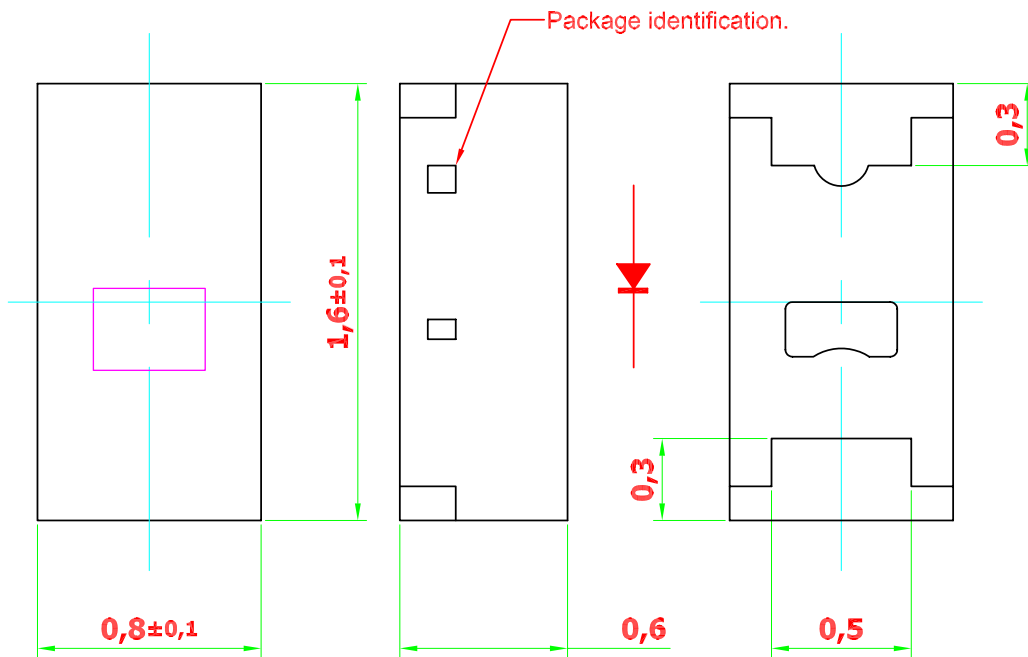
Recommended Solder Pad



Recommended Solder-pad

Alternative Solder-pad
 Compatible to ChipLED 0603

Note: Component is based on a new package platform, which features “Bottom Only Terminations”. Solder joints are only formed at the bottom of the component and solder fillet will not be observable as the sides of the component.

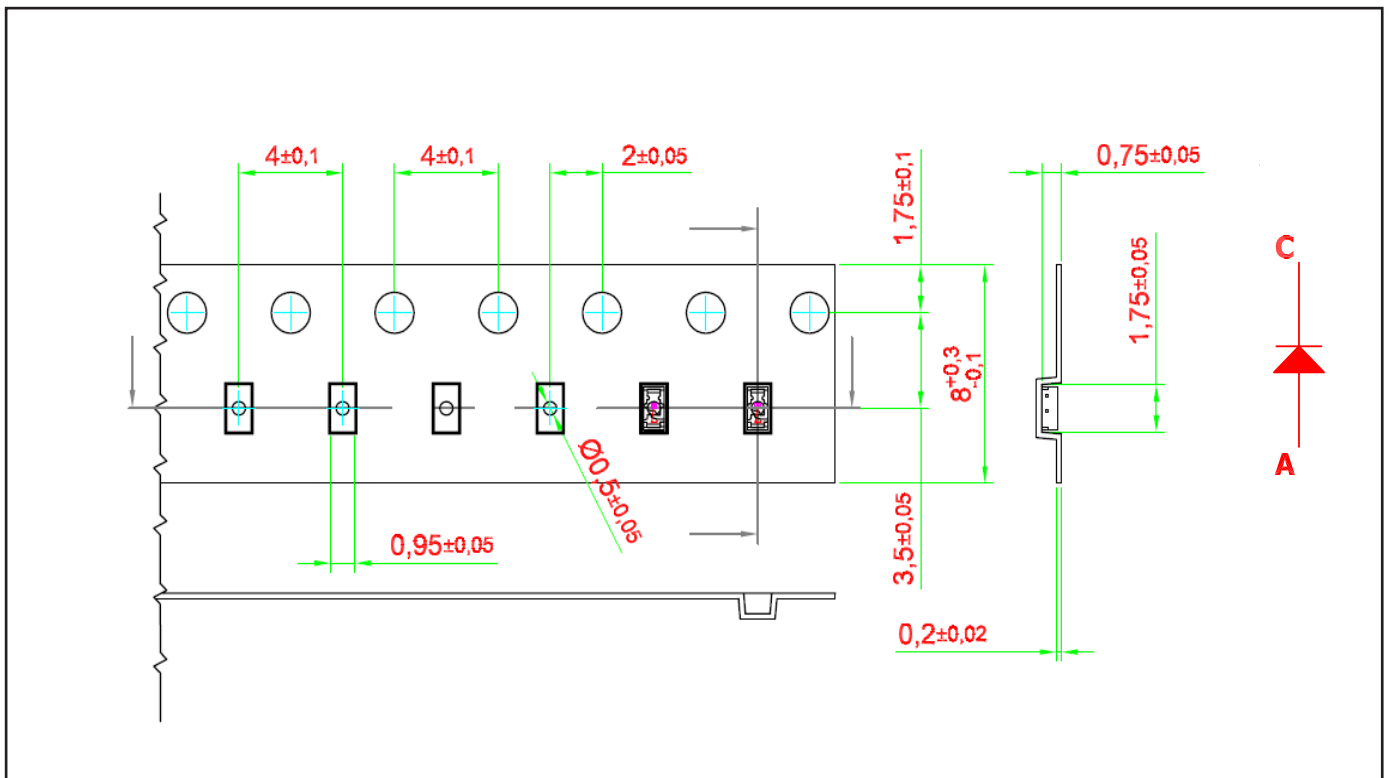


Surface are not intended for soldering

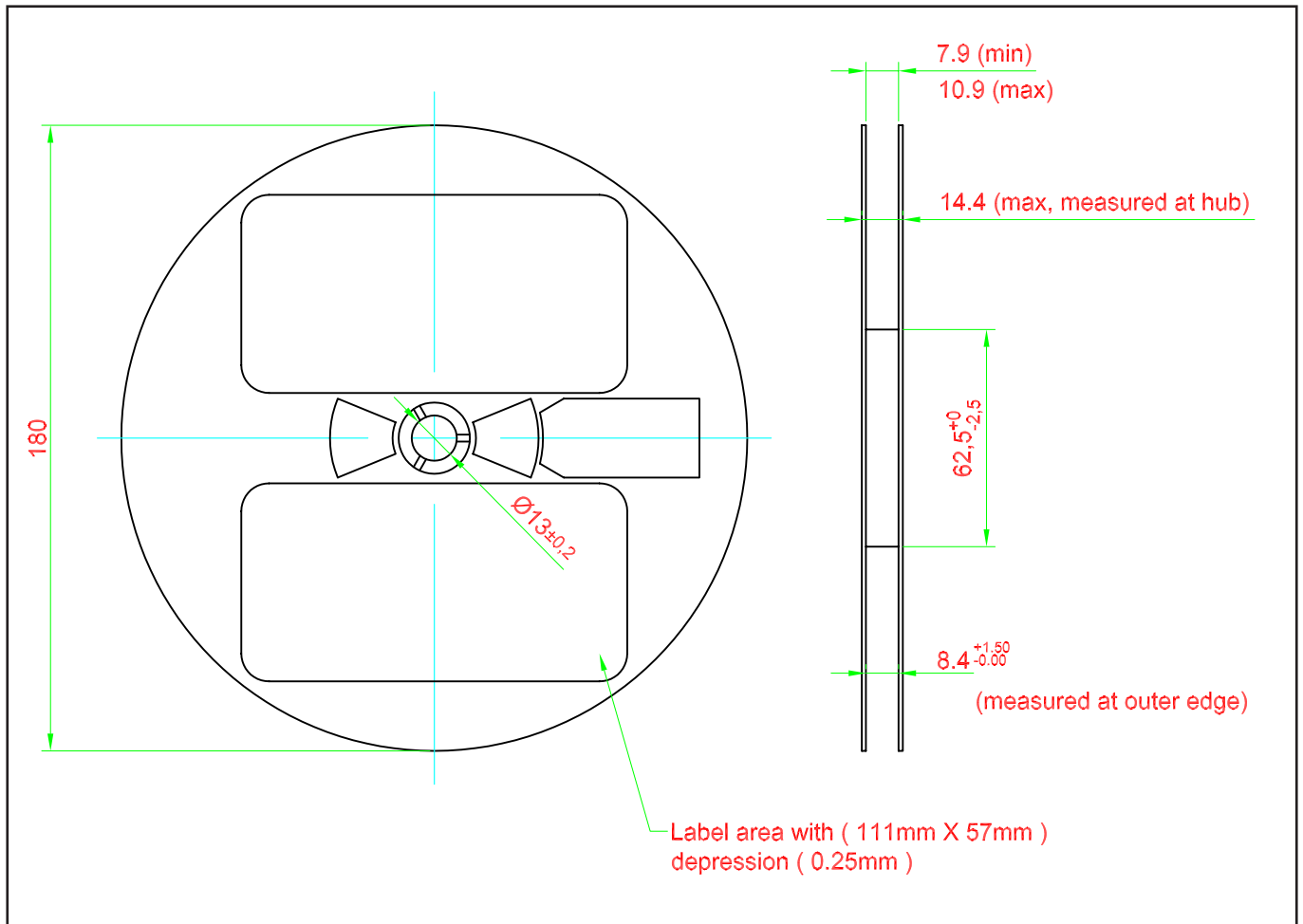
General Tolerances
± 0.10

Taping and orientation

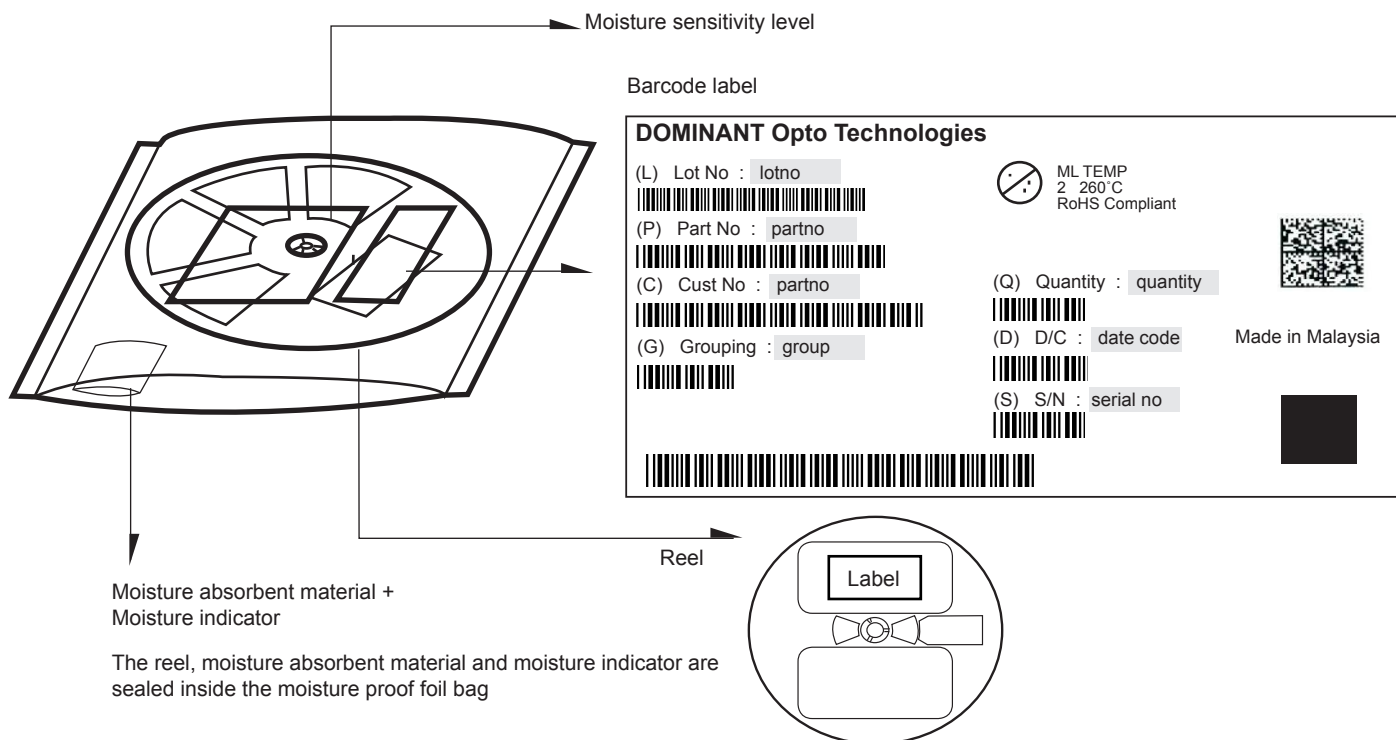
- Reels come in quantity of 3000 units.
- Reel diameter is 180 mm.



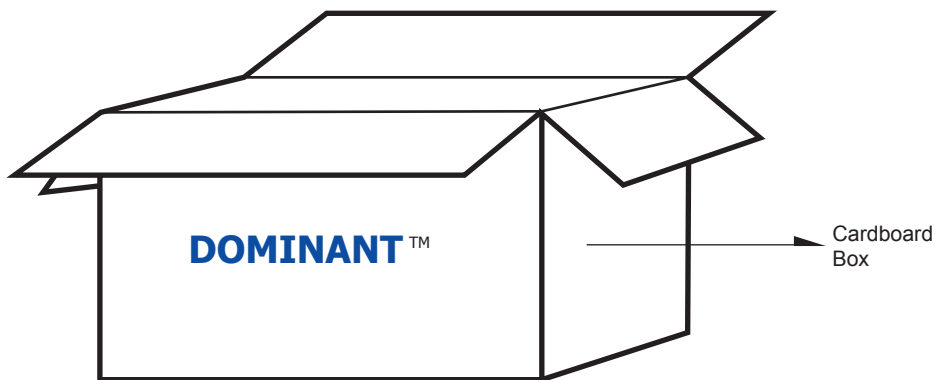
Packaging Specification



Packaging Specification



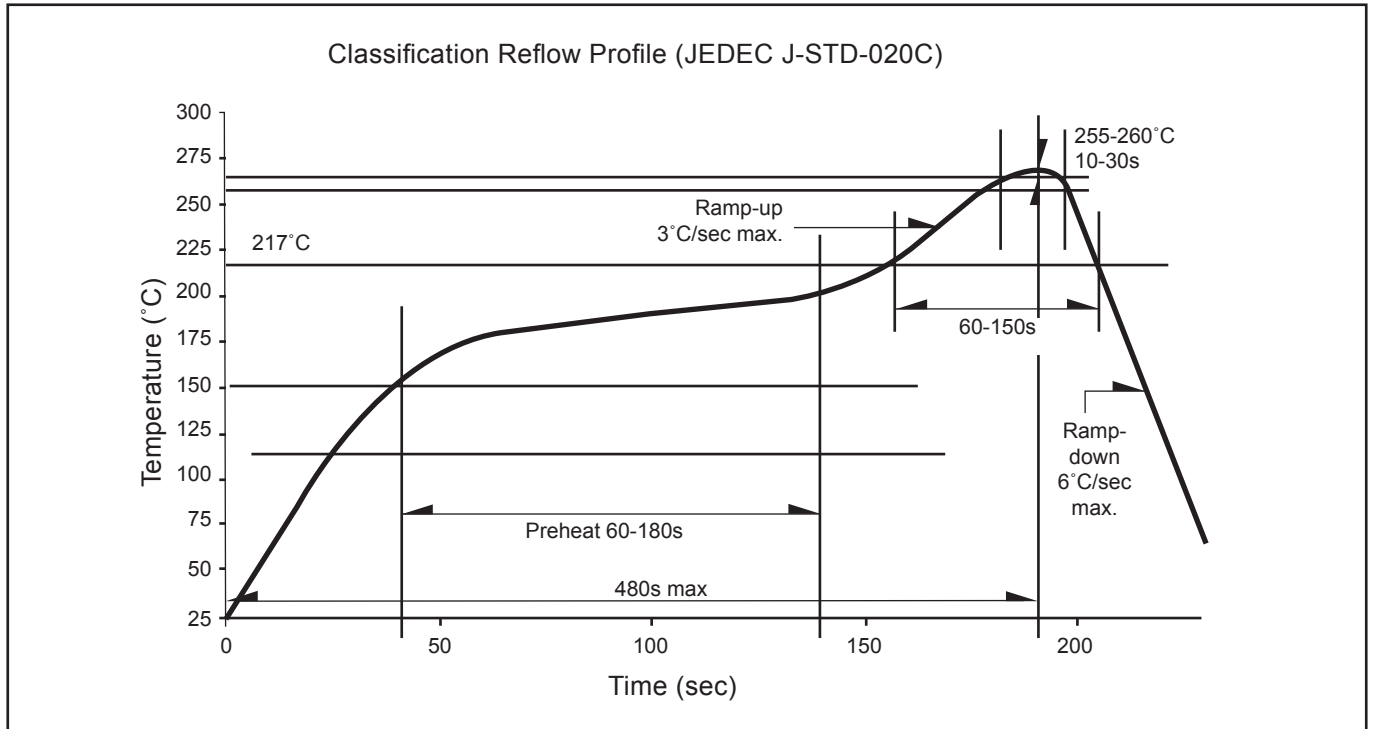
	Average 1pc SpiceLED	1 completed bag (3000pcs)
Weight (gram)	0.001	140 ± 10



For SpiceLED™

Cardboard Box Size	Dimensions (mm)	Empty Box Weight (kg)	Reel / Box
Super Small	325 x 225 x 190	0.38	9 reels MAX
Small	325 x 225 x 280	0.54	15 reels MAX
Medium	570 x 440 x 230	1.46	60 reels MAX
Large	570 x 440 x 460	1.92	120 reels MAX

Recommended Pb-free Soldering Profile



Revision History

Page	Subjects	Date of Modification
-	New Format	09 Jun 2009
-	Update Company Name	11 Mar 2010
2	Add new partno: SSA-CLD-P2Q-1	05 May 2010
2	Add new partno: SSS-CLD-P2Q-1	21 Oct 2010
2	Add new partno: SSY-CLD-Q2R-1	25 Jan 2011
4	Add Characteristics	10 Dec 2013
7, 10	Update graph: Relative Intensity Vs Forward Current Update Carrier Tape	14 Feb 2014
7	Add Graph: Allowable Forward Current Vs Duty Ratio	02 Apr 2015
1, 12	Add Features Update Package Specification	26 Oct 2015

NOTE

All the information contained in this document is considered to be reliable at the time of publishing. However, DOMINANT Opto Technologies does not assume any liability arising out of the application or use of any product described herein.

DOMINANT Opto Technologies reserves the right to make changes to any products in order to improve reliability, function or design.

DOMINANT Opto Technologies products are not authorized for use as critical components in life support devices or systems without the express written approval from the Managing Director of DOMINANT Opto Technologies.

About Us

DOMINANT Opto Technologies is a dynamic Malaysian Corporation that is among the world's leading SMT LED Manufacturers. An excellence – driven organization, it offers a comprehensive product range for diverse industries and applications. Featuring an internationally certified quality assurance acclaim, DOMINANT's extra bright LEDs are perfectly suited for various lighting applications in the automotive, consumer and communications as well as industrial sectors. With extensive industry experience and relentless pursuit of innovation, DOMINANT's state-of-art manufacturing, research and testing capabilities have become a trusted and reliable brand across the globe. More information about DOMINANT Opto Technologies can be found on the Internet at <http://www.dominant-semi.com>.

Please contact us for more information:

DOMINANT Opto Technologies Sdn. Bhd.
Lot 6, Batu Berendam, FTZ Phase III, 75350 Melaka, Malaysia
Tel: (606) 283 3566 Fax: (606) 283 0566
E-mail: sales@dominant-semi.com

