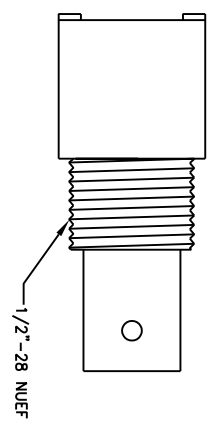
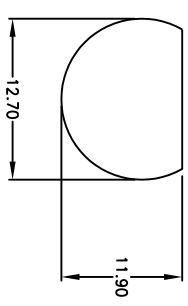
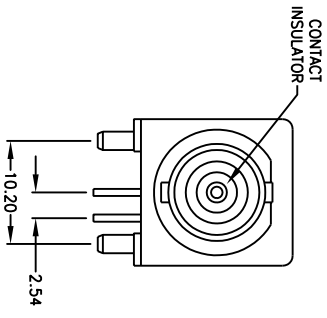
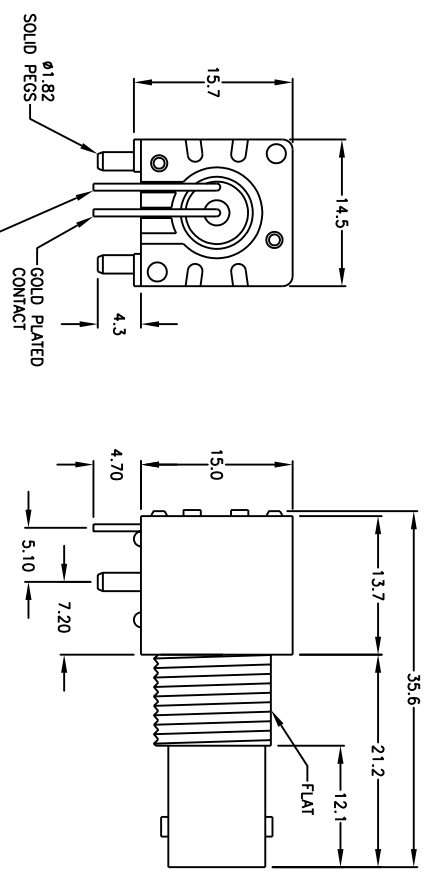
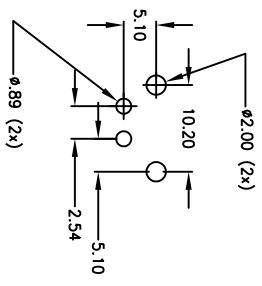


Rev	AWO #	Description	Date	Appr
-		RELEASED	04/29/05	

APPROVED: _____
 DATE: _____ TITLE: _____



RECOMMENDED
 PC Board Layout
 Right Angle Mount



SPECIFICATIONS

Material:
 Housing: PBT, Color Black
 Contact insulation: Teflon, color white.
 Contacts: Phosphor Bronze, Gold and Tin plated.
 Body: Zinc Alloy

Electrical
 Nominal Impedance: 50 Ohms
 Frequency Range: 0 – 4 GHz
 Maximum Peak Voltage: 500V
 Insulation Resistance: 5000 Mohms min @ 500 VDC
 Dielectric Withstanding Voltage: 1500 VAC rms.

Environmental:
 Lead free, RoHS compliant.
 Recommended soldering temp: 230 for 5 sec.

ADAM TECH

909 Rahway Avenue, Union, NJ 07083
 Phone: 908-687-5000 Fax: 908-687-5710

BNC, RIGHT ANGLE

UNLESS OTHERWISE SPECIFIED ALL DIMENSIONS ARE MM [INCHES] TOLERANCES: EXCEPT AS NOTED	
INCHES	HOLDS
X ± .10	ØXX ± .10
.XX ± .020	ØXX ± .015
.XXX ± .015	ØXXX ± .010
APPROVALS	DATE
DRAWN SS	04/29/05
CHECKED	
APPROVED	

TITLE		SIZE		PART NO.		REV.	
BNC, RIGHT ANGLE		X		RF1-01A-T-00-50		-	
REF:		SCALE:		NTS		SHEET 1 OF 1	



6 5 4 3 2 1