

### F16-2250-C2

#### Description:

The F16-2250-C2 is a single primary and dual secondary, split bobbin design which operates with an input of 115V. The secondaries are 8V @ 2.25A each. They can be used independently (up to 300V difference between them) or in series for double the voltage or in parallel for double the current. The split bobbin design eliminates the need for costly electrostatic shielding.

#### Electrical Specifications (@25C)

1. Maximum Power: 36.0VA
2. Primary: 115V, 50/60 Hz
3. Secondaries: 8.0V @ 2.25A each
4. Voltage Regulation: 25% TYP @ full load to no load
5. Temperature Rise: 25C TYP
6. Hipot tested 100% at 4200 VRMS pri to sec
7. Hipot tested 100% at 2160 VRMS sec to sec
8. Recommended fuse (fuse on primary): Cooper/Bussman, Type MDL, rated 500mA, 250V

#### Construction:

Three flange bobbin construction with primaries and secondaries wound side by side for low capacitive coupling. UL Class F Insulation System (155°C).

#### Agency File:

UL: File E65390, UL 5085-3 (1585), Class 2 not wet / Class 3 wet Transformer  
 cUL: File E65390, UL 5085-3 (1585) For Canadian Use (CSA 22.2, No.66.3-06)



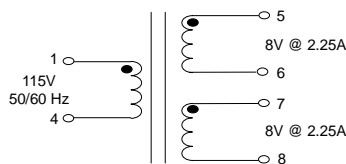
#### Dimensions:

Units in inches.

H	W	L	A	B	C	D	E	F
1.562	2.187	2.625	0.400	0.400	1.850	0.041	0.020	0.234

Weight: 1.10 lbs

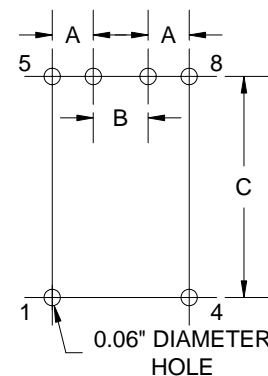
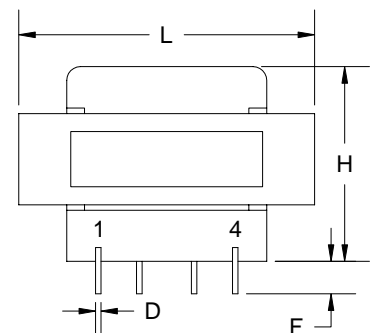
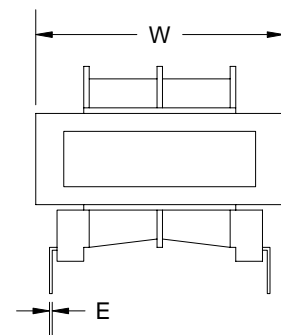
#### Schematic:



**RoHS Compliance:** As of manufacturing date February 2005, all standard products meet the requirements of 2011/65/EU, known as the RoHS initiative.

As of April 7, 2008, UL standards 506 and 1585 will be migrated to UL 5085-2 and 5085-3, respectively.

\* Upon printing, this document is considered "uncontrolled". Please contact Triad Magnetix's website for the most current version.



#### Board Layout