

For Scintillation Counting, Fast Time Response
51mm (2 Inch) Diameter, Bialkali Photocathode, Head-on Type

SPECIFICATIONS

GENERAL

Parameter		Description / Value	Unit
Spectral Response		300 to 650	nm
Wavelength of Maximum Response		420	nm
Photocathode	Material	Bialkali	—
	Minimum Effective Area	φ46	mm
Window Material		Borosilicate glass	—
Dynode	Structure	Linear-focused	—
	Number of Stages	8 (R7723) / 10 (R7724) / 12 (R7725)	—
Base		21-pin glass base	—
Suitable Socket		E678-21C (supplied)	—
Operating Ambient Temperature		-30 to +50	°C
Storage Temperature		-80 to +50	°C

MAXIMUM RATINGS (Absolute Maximum Values)

Parameter		Value	Unit
Supply Voltage	Between Anode and Cathode	2000	V
	Between Anode and Last Dynode	500	V
Average Anode Current		0.2	mA

CHARACTERISTICS (at 25 °C)

Parameter		R7723			R7724			R7725			Unit
		Min.	Typ.	Max.	Min.	Typ.	Max.	Min.	Typ.	Max.	
Cathode Sensitivity	Luminous (2856 K)	60	90	—	60	90	—	60	90	—	μA/lm
	Quantum Efficiency at 420 nm	—	26	—	—	26	—	—	26	—	%
	Blue Sensitivity Index (CS 5-58)	—	10.5	—	—	10.5	—	—	10.5	—	—
Anode Sensitivity	Luminous (2856 K)	10	90	—	30	300	—	100	600	—	A/lm
Gain		—	1.0 × 10 ⁶	—	—	3.3 × 10 ⁶	—	—	6.7 × 10 ⁶	—	—
Anode Dark Current (after 30 min storage in darkness)		—	3	20	—	6	40	—	9	60	nA
Time Response	Anode Pulse Rise Time	—	1.7	—	—	2.1	—	—	2.5	—	ns
	Electron Transit Time	—	23	—	—	29	—	—	35	—	ns
	Transit Time Spread (T.T.S.)	—	1.1	—	—	1.2	—	—	1.3	—	ns
Pulse Linearity	+2 % Deviation	—	80	—	—	60	—	—	40	—	mA
	+5 % Deviation	—	100	—	—	90	—	—	80	—	mA

NOTE: Anode characteristics are measured with voltage distribution ratios shown below:

VOLTAGE DISTRIBUTION RATIO AND SUPPLY VOLTAGE

R7723

Electrodes	K	Dy1	Dy2	Dy3	Dy4	Dy5	Dy6	Dy7	Dy8	P
Ratio	4	1	2	1	1	1	1	2	1	

R7724

Electrodes	K	Dy1	Dy2	Dy3	Dy4	Dy5	Dy6	Dy7	Dy8	Dy9	Dy10	P
Ratio	4	1	2	1	1	1	1	1	1	2	1	

R7725

Electrodes	K	Dy1	Dy2	Dy3	Dy4	Dy5	Dy6	Dy7	Dy8	Dy9	Dy10	Dy11	Dy12	P
Ratio	4	1	2	1	1	1	1	1	1	1	1	2	1	

Supply Voltage: 1750 V, K: Cathode, Dy: Dynode, P: Anode

Subject to local technical requirements and regulations, availability of products included in this promotional material may vary. Please consult with our sales office. Information furnished by HAMAMATSU is believed to be reliable. However, no responsibility is assumed for possible inaccuracies or omissions. Specifications are subject to change without notice. No patent rights are granted to any of the circuits described herein. ©2015 Hamamatsu Photonics K.K.

PHOTOMULTIPLIER TUBE R7723, R7724, R7725

Figure 1: Typical Spectral Response

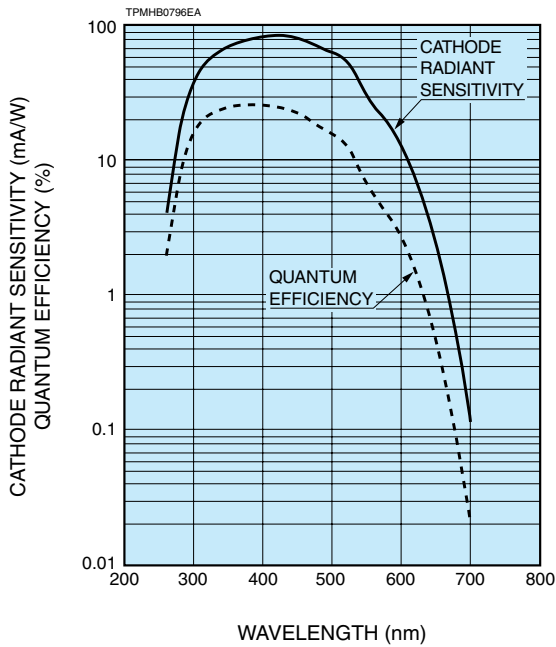


Figure 2: Typical Gain

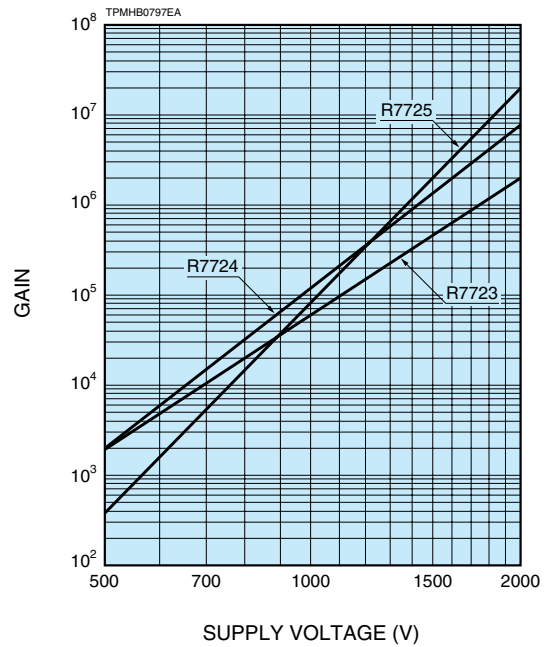
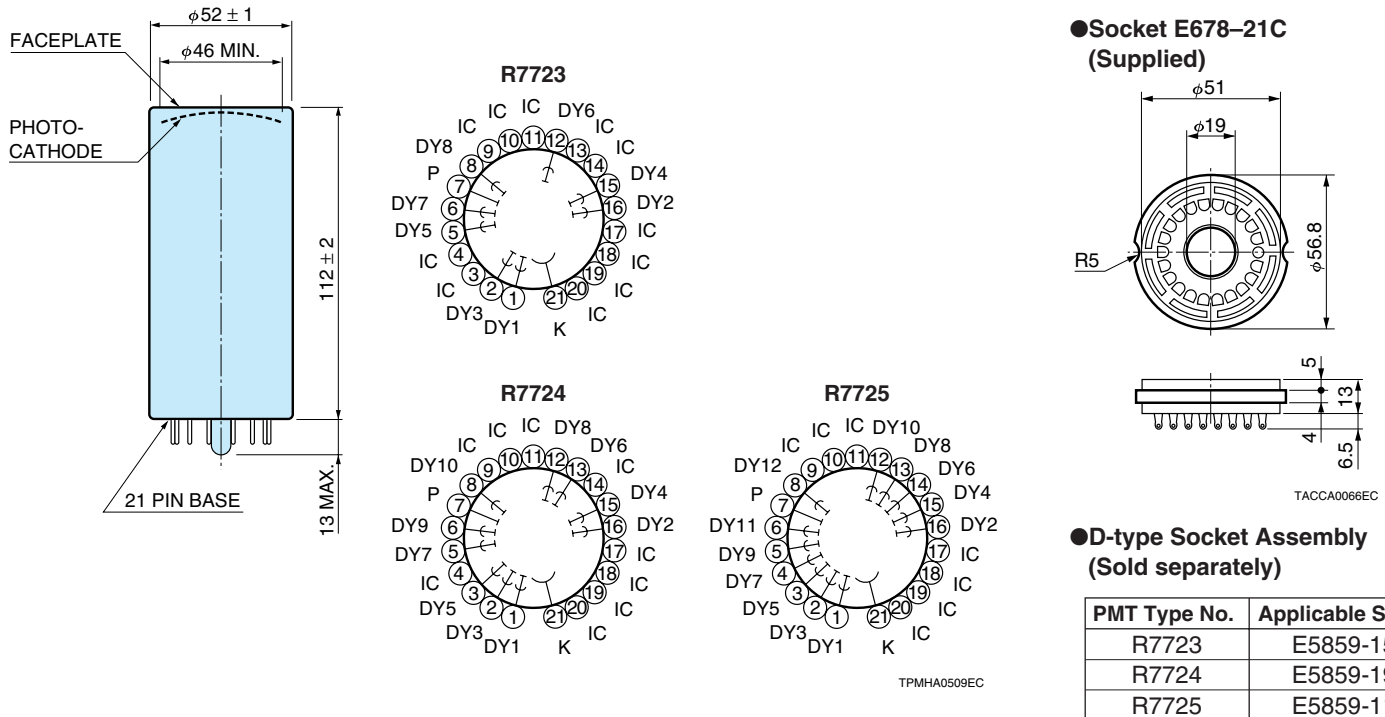


Figure 3: Dimensional Outline and Basing Diagram (Unit: mm)



* HAMAMATSU also provides high voltage power supply modules C9619 series.

HAMAMATSU PHOTONICS K.K. www.hamamatsu.com

HAMAMATSU PHOTONICS K.K., Electron Tube Division

314-5, Shimokanzo, Iwata City, Shizuoka Pref., 438-0193, Japan, Telephone: (81)539/62-5248, Fax: (81)539/62-2205

U.S.A.: Hamamatsu Corporation, 360 Foothill Road, Bridgewater, N.J. 08807-0910, U.S.A., Telephone: (1)908-231-0960, Fax: (1)908-231-1218 E-mail: usa@hamamatsu.com

Germany: Hamamatsu Photonics Deutschland GmbH: Arzbergerstr. 10, D-82211 Herrsching am Ammersee, Germany, Telephone: (49)8152-375-0, Fax: (49)8152-2658 E-mail: info@hamamatsu.de

France: Hamamatsu Photonics France S.A.R.L.: 19, Rue du Saule Trapu, Parc du Moulin de Massy, 91882 Massy Cedex, France, Telephone: (33)1 69 53 71 00, Fax: (33)1 69 53 71 10 E-mail: infos@hamamatsu.fr

United Kingdom: Hamamatsu Photonics UK Limited: 2 Howard Court, 10 Twin Road, Welwyn Garden City, Hertfordshire AL7 1BW, United Kingdom, Telephone: (44)1707-294888, Fax: (44)1707-325777 E-mail: info@hamamatsu.co.uk

North Europe: Hamamatsu Photonics Norden AB: Torshamnsgatan 35 SE-164 40 Kista, Sweden, Telephone: (46)8-509-031-00, Fax: (46)8-509-031-01 E-mail: info@hamamatsu.se

Italy: Hamamatsu Photonics Italia S.r.l.: Strada della Moia, 1 int. 6, 20020 Arese (Milano), Italy, Telephone: (39)02-93581733, Fax: (39)02-93581741 E-mail: info@hamamatsu.it

China: Hamamatsu Photonics (China) Co., Ltd.: B1201 Jiaming Center, No.27 Dongsanhuan Beilu, Chaoyang District, Beijing 100020, China, Telephone: (86)10-6586-6006, Fax: (86)10-6586-2866 E-mail: hpc@hamamatsu.com.cn

TPMH1315E03
APR. 2015 IP

PMT Type No.	Applicable Scket
R7723	E5859-15
R7724	E5859-19
R7725	E5859-11