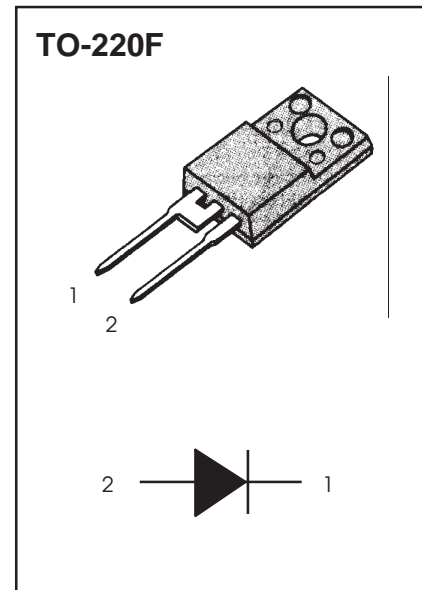


FEATURES

- * High Voltage and High Reliability
- * High Speed Switching ($T_{rr}=120nS$)
- * Low V_F in Turn on ($V_F=1.4V$ at $I_F=14A$)
- * Suitable for Damper Diode in Horizontal Deflection Circuits

MECHANICAL CHARACTERISTICS

- * Case: Epoxi, Molded
- * Easy to Mount on Circuit Board
- * Shipped 50units per Plastic Tube
- * Marking: D14U150S



MAXIMUM RATINGS

Rating	Symbol	Value	Units
Peak Repetitive Reverse Voltage	V_{RRM}	1500	V
Average Rectified Forward Current, $T_C=125$	$I_{F(AV)}$	14	A
Nonrepetitive Peak Surge Current (Halfwave, Single Phase, 60Hz)	I_{FSM}	140	A
Operating Junction and Storage Temperature	T_J, T_{STG}	-65 ~ 125	
Controlled Avalanche Energy	W_{AVAL}	20	mJ

THERMAL CHARACTERISTICS

Thermal Resistance- Junction to Case	$R_{\theta JC}$	3.0	/W
--------------------------------------	-----------------	-----	----

ELECTRICAL CHARACTERISTICS

Characteristics	Symbol	Typ	Max	Units
Maximum Instantaneous Forward Voltage (1) ($I_F = 14A, T_J = 125^\circ C$) ($I_F = 14A, T_J = 25^\circ C$)	V_F	1.3 1.4	1.7 1.8	V
Maximum Instantaneous Reverse Current (1) (Rated DC Voltage, $T_J = 125^\circ C$) (Rated DC Voltage, $T_J = 25^\circ C$)	I_R	30 2	300 20	μA
Maximum Reverse Recovery Time ($I_F = 1.0A, di/dt = 50A/\mu s$)	trr	120	150	ns
Maximum Forward Recovery Time ($I_F = 6.5A, di/dt = 50A/\mu s$)	tfr	170	270	ns
Maximum Forward Recovery Voltage	V_{FRM}	8	12	V

(1) Pulse Test: Pulse Width = 300 μs , Duty Cycle = 2.0%

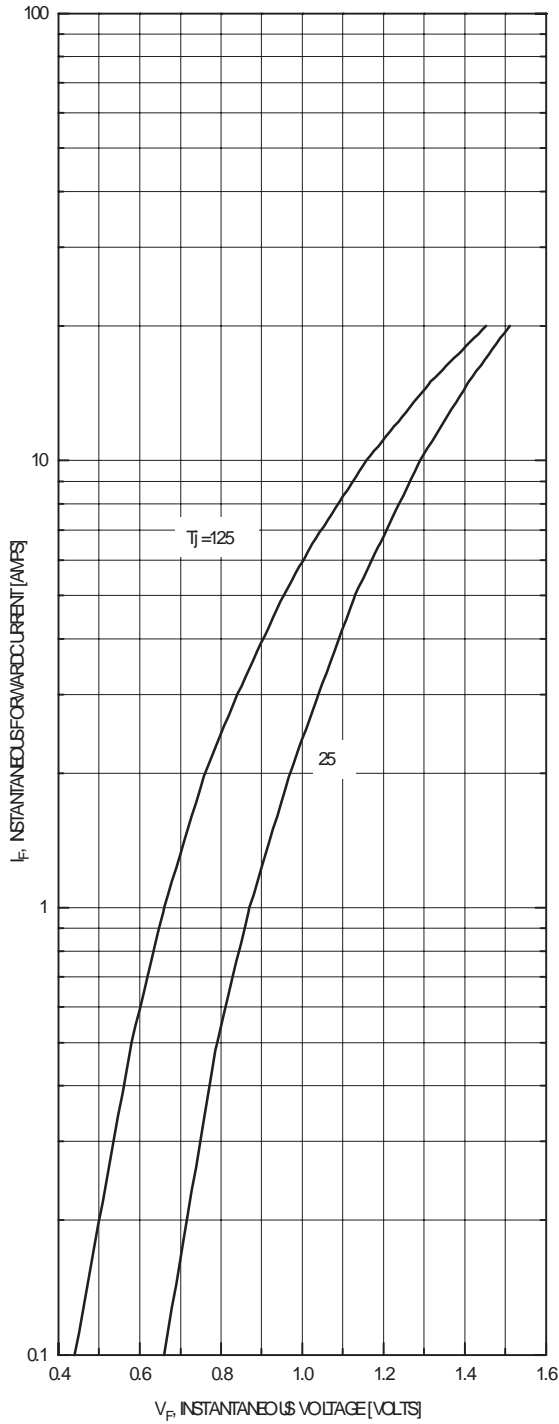


Figure 1. Typical Forward Voltage

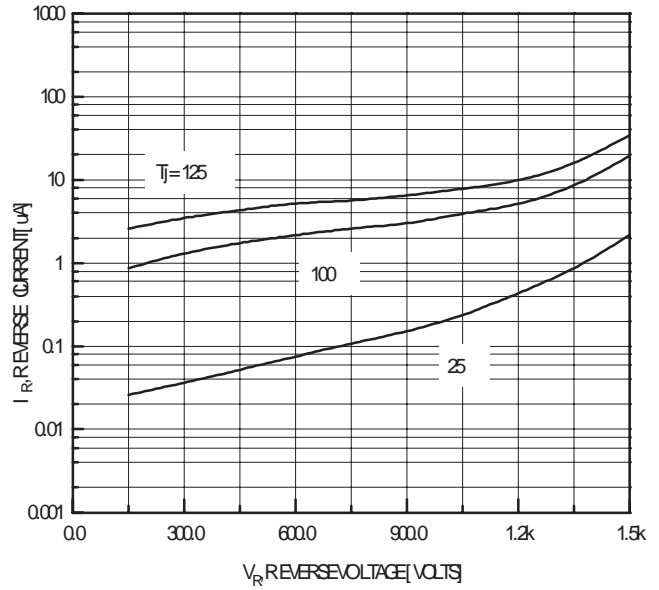


Figure 2. Typical Reverse Current

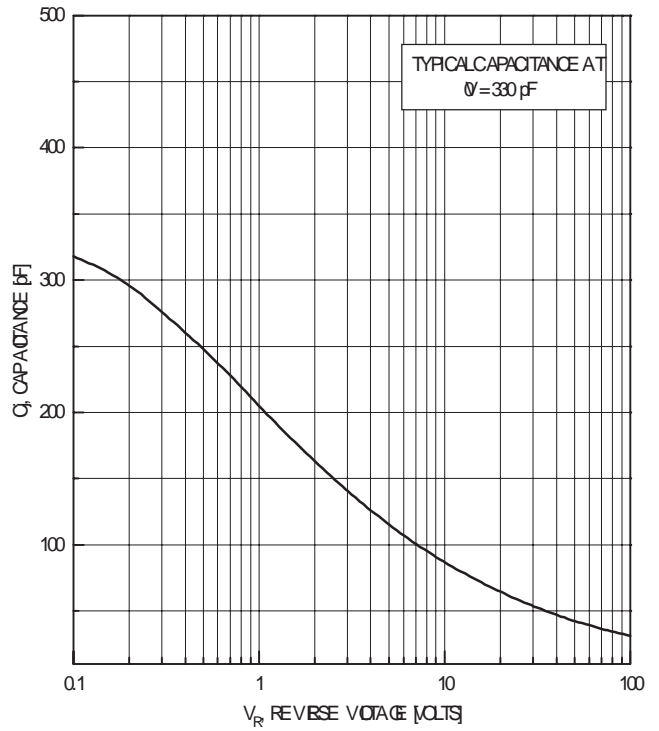


Figure 3. Typical Capacitance

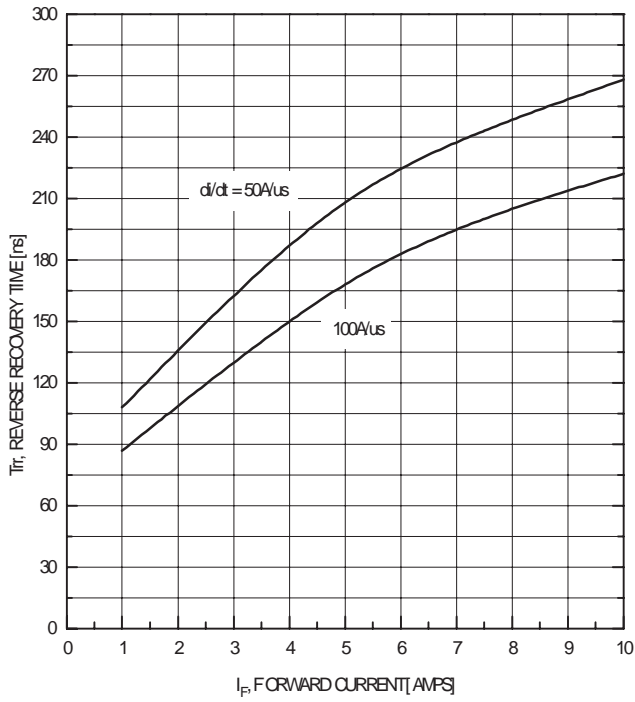


Figure 4. Typical Reverse Recovery Time

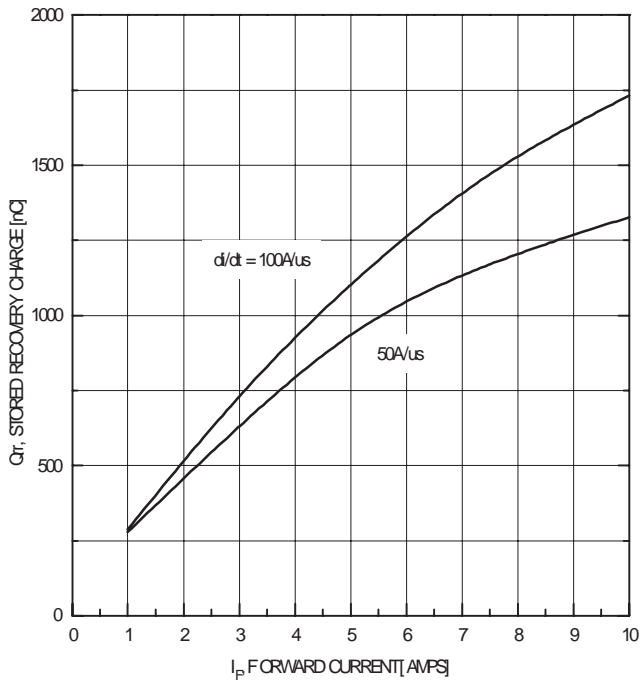
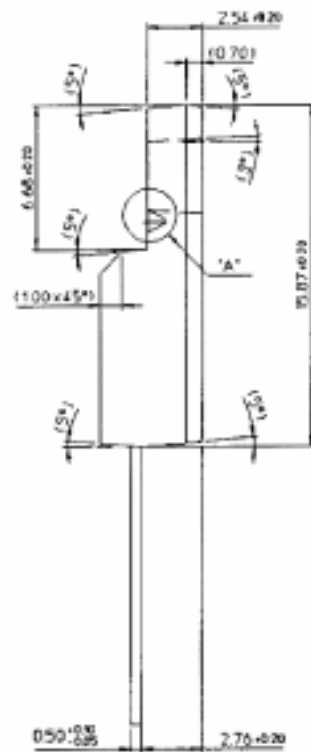
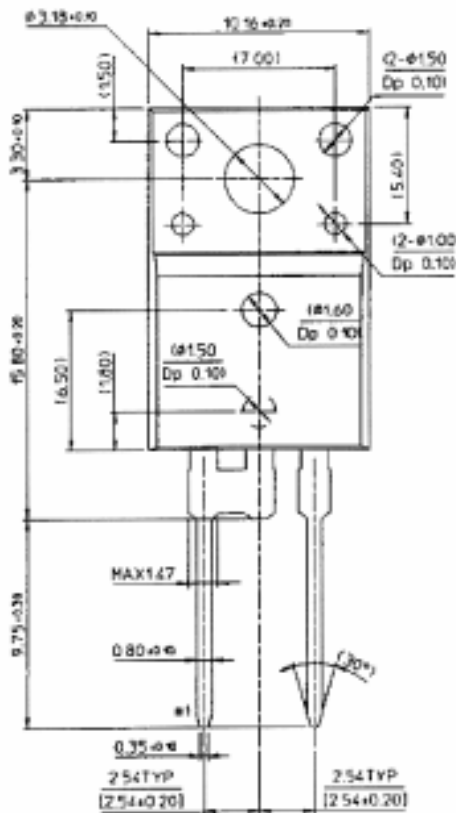


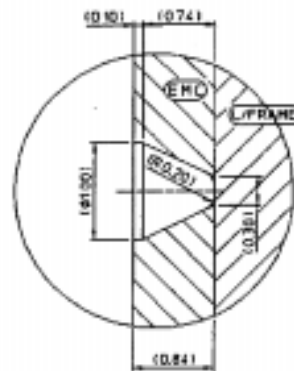
Figure 5. Typical Stored Recovery Charge

PACKAGE DIMENSION

Unit : mm



DETAIL 'A'



NOTE

- 1 THESE DIMENSIONS DO NOT INCLUDE HOLD PROTRUSION
- 2 () IS REFERENCE
- 3 [] IS ASSY OUT QUALITY

TRADEMARKS

The following are registered and unregistered trademarks Fairchild Semiconductor owns or is authorized to use and is not intended to be an exhaustive list of all such trademarks.

ACEx™	ISOPLANAR™
CoolFET™	MICROWIRE™
CROSSVOLT™	POP™
E ² CMOS™	PowerTrench™
FACT™	QS™
FACT Quiet Series™	Quiet Series™
FAST®	SuperSOT™-3
FASTr™	SuperSOT™-6
GTO™	SuperSOT™-8
HiSeC™	TinyLogic™

DISCLAIMER

FAIRCHILD SEMICONDUCTOR RESERVES THE RIGHT TO MAKE CHANGES WITHOUT FURTHER NOTICE TO ANY PRODUCTS HEREIN TO IMPROVE RELIABILITY, FUNCTION OR DESIGN. FAIRCHILD DOES NOT ASSUME ANY LIABILITY ARISING OUT OF THE APPLICATION OR USE OF ANY PRODUCT OR CIRCUIT DESCRIBED HEREIN; NEITHER DOES IT CONVEY ANY LICENSE UNDER ITS PATENT RIGHTS, NOR THE RIGHTS OF OTHERS.

LIFE SUPPORT POLICY

FAIRCHILD'S PRODUCTS ARE NOT AUTHORIZED FOR USE AS CRITICAL COMPONENTS IN LIFE SUPPORT DEVICES OR SYSTEMS WITHOUT THE EXPRESS WRITTEN APPROVAL OF FAIRCHILD SEMICONDUCTOR CORPORATION. As used herein:

1. Life support devices or systems are devices or systems which, (a) are intended for surgical implant into the body, or (b) support or sustain life, or (c) whose failure to perform when properly used in accordance with instructions for use provided in the labeling, can be reasonably expected to result in significant injury to the user.
2. A critical component is any component of a life support device or system whose failure to perform can be reasonably expected to cause the failure of the life support device or system, or to affect its safety or effectiveness.

PRODUCT STATUS DEFINITIONS

Definition of Terms

Datasheet Identification	Product Status	Definition
Advance Information	Formative or In Design	This datasheet contains the design specifications for product development. Specifications may change in any manner without notice.
Preliminary	First Production	This datasheet contains preliminary data, and supplementary data will be published at a later date. Fairchild Semiconductor reserves the right to make changes at any time without notice in order to improve design.
No Identification Needed	Full Production	This datasheet contains final specifications. Fairchild Semiconductor reserves the right to make changes at any time without notice in order to improve design.
Obsolete	Not In Production	This datasheet contains specifications on a product that has been discontinued by Fairchild semiconductor. The datasheet is printed for reference information only.