DIP Power Inductors

# PMC Series

## FEATURES

- Magnetic shielded construction for high density board assembly
- High performance execllent DC current characteristics
- Large energy storage capacity
- Up to 40 amps continuous
- Custom designs available

## PRODUCT IDENTIFICATION

PMC □□□ □ - □□□ - □ □

- Internal No.
- Tolerance
- Inductance
- Packaging(T:tape & Reel)
- Dimensions
- Product Symbol

## SHAPE AND DIMENSIONS

PMC129 Dimensions : mm

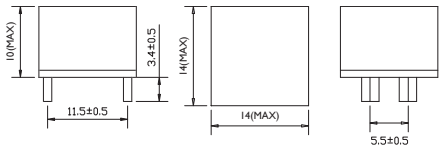


PMC127

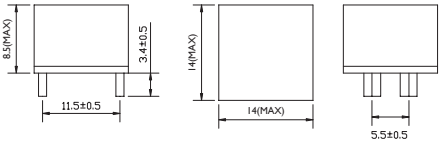


## ELECTRICAL CHARACTERISTICS : LEAD FREE & ROHS COMPLIANCE

| PART NO. | INDUCTANCE at (μH) | TOLERANCE (±%) | TEST FREQUENCY (KHZ) | SER (KHZ) MIN. | DC RESISTANCE (mΩ)MAX | RATED CURRENT (A)MIN |
|---|---|---|---|---|---|---|
| PMC129B-R30M-N | 0.30 | 20% | 100 | | 0.8 | 60 |
| PMC129B-R50M-N | 0.50 | 20% | 100 | | 1.0 | 40 |
| PMC129B-R60M-N | 0.60 | 20% | 100 | | 1.0 | 40 |
| PMC129B-R90M-N | 0.90 | 20% | 100 | | 1.8 | 30 |
| PMC129B-1R2M-N | 1.20 | 20% | 100 | | 2.0 | 30 |
| PMC129B-1R5M-N | 1.50 | 20% | 100 | | 2.2 | 25 |
| PMC129B-2R2M-N | 2.20 | 20% | 100 | | 3.0 | 20 |
| PMC129B-3R3M-N | 3.30 | 20% | 100 | | 3.0 | 15 |
| PMC129B-4R7M-N | 4.70 | 20% | 100 | | 5.0 | 15 |
| PMC127B-R60M-N | 0.60 | 20% | 100 | | 1.0 | 30 |
| PMC127B-1R0M-N | 1.00 | 20% | 100 | | 2.0 | 30 |
| PMC127B-1R5M-N | 1.50 | 20% | 100 | | 2.0 | 25 |
| PMC127B-2R2M-N | 2.20 | 20% | 100 | | 3.0 | 20 |
| PMC127B-3R3M-N | 3.30 | 20% | 100 | | 4.5 | 20 |

Note: * at 25MHZ ** at 7.9MHZ

When ordering please specify tolerance and packaging code.

Ex : PMC129- R60M- S Tolerance: M±20%, L±15%, K±10% Packaging: Clear Tape and Reel (Standard)

L Q :HP4287A SRF :HP8753D/E4991A RDC: Digital Multimeter SC-7401

Operating Temperature °C Range -40°C to +125°C
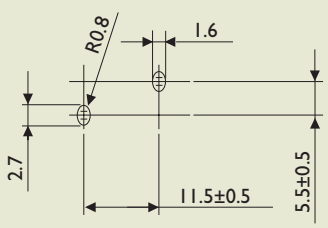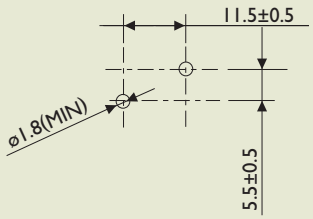
## LAY OUT