

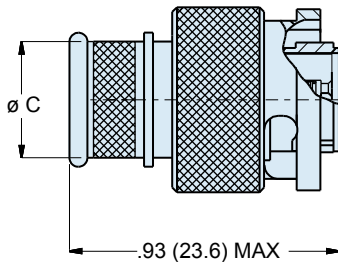
Series 803 Mighty Mouse ¼ Turn Bayonet Coupling Plug

803-001-06 and 803-002-06 Dimensions

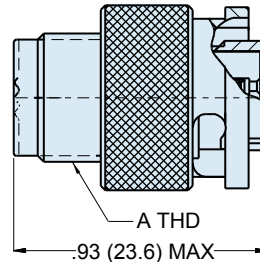


Series 803

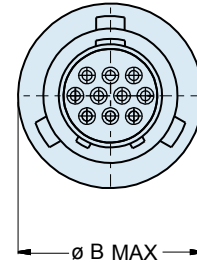
Plug connector



Intergral Band Platform
803-001



Accessory Thread
803-002



Dimensions					
Shell Size	A Thread UNEF-2A	Ø B Max		Ø C	
		In.	mm.	In.	mm.
5	.2500-32	.500	12.70	.245	6.22
6	.3125-32	.565	14.35	.290	7.37
7	.4375-28	.650	16.51	.390	9.91
8	.5000-28	.750	19.05	.440	11.18
9	.5625-24	.790	20.07	.500	12.70
10	.6250-24	.875	22.23	.562	14.27
12	.6875-24	.944	23.98	.650	16.51
14	.9375-20	1.095	27.81	.805	20.45

Table II: Keyway Positions			
Pos.	A°	B°	
N	150°	210°	
X	75°	210°	
Y	95°	230°	
Z	140°	275°	

Dimensions in Inches (millimeters) are subject to change without notice.

