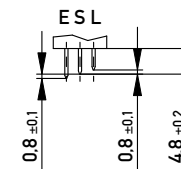


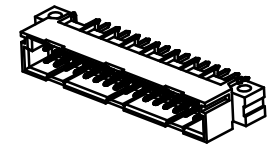
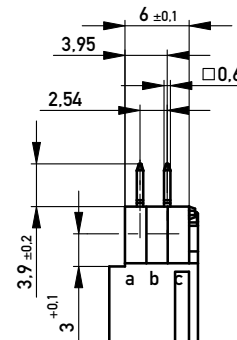
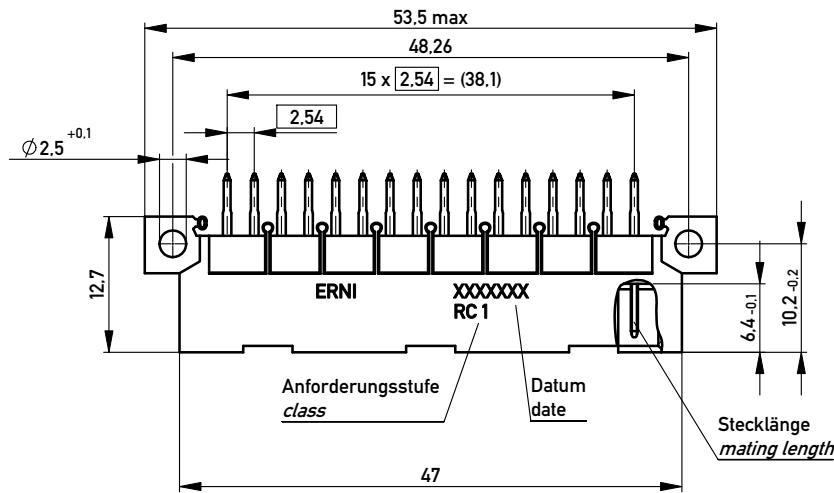
Stecklänge / mating length



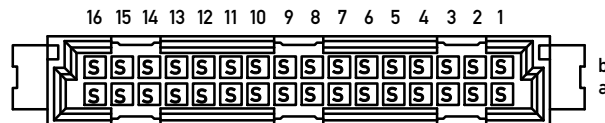
E = early mate, late break / voreilend

S = standard

L = late mate, early break / nacheilend



Bestückungsplan / contact layout



Lötanschluss 0,6x0,6mm / solder terminal 0,6x0,6mm

Isolierwerkstoff / housing material : PBT GF 30

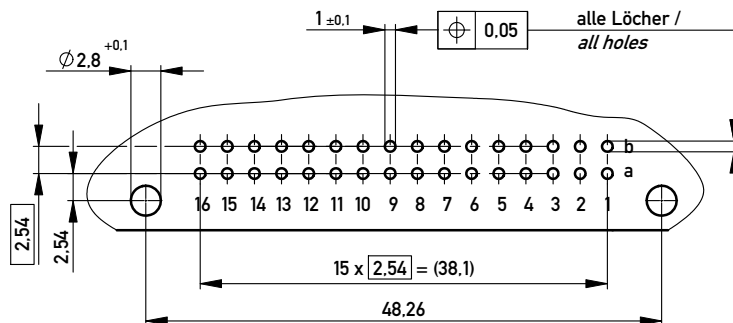
Bauart 4 / type 4

Anforderungsstufe 1 = 500 Steckzyklen / performance class 1 = 500 mating cycles

Fehlende Maße und Angaben nach IEC 60 603-2 / DIN EN 60 603-2

Missing information and dimensions per IEC 60 603-2 / DIN EN 60 603-2

Leiterplatten- Lochbild / PCB drillhole pattern



Bedruckung siehe Zeichnung 294905

marking see drawing 294905

Copyright by ERNI GmbH.
Proprietary notice pursuant to ISO 16106 to be observed.

Information:		Tolerances		Scale	2:1
All rights reserved. Only for Information. To ensure that this is the latest version of this drawing, please contact one of the ERNI companies before using.		All Dimensions in mm		Designation	
Subject to modification without prior notice. Drawing will not be updated.				Messerleiste B/2 32 Löt Male Connector B/2 32 solder	
www.ERNI.com		384258		I A3	
-	10.11.2009	Class		STVB/2	