



PARA LIGHT ELECTRONICS CO., LTD.

4F, No.1, Lane 93, Chien Yi Road, Chung Ho City, Taipei, Taiwan

Tel: 886-2-2225-3733

Fax: 886-2-2225-4800

E-mail: para@para.com.tw

<http://www.para.com.tw>

DATA SHEET

PART NO. : EP501W5L045W

REV : A/1

CUSTOMER'S APPROVAL : _____

DCC : _____

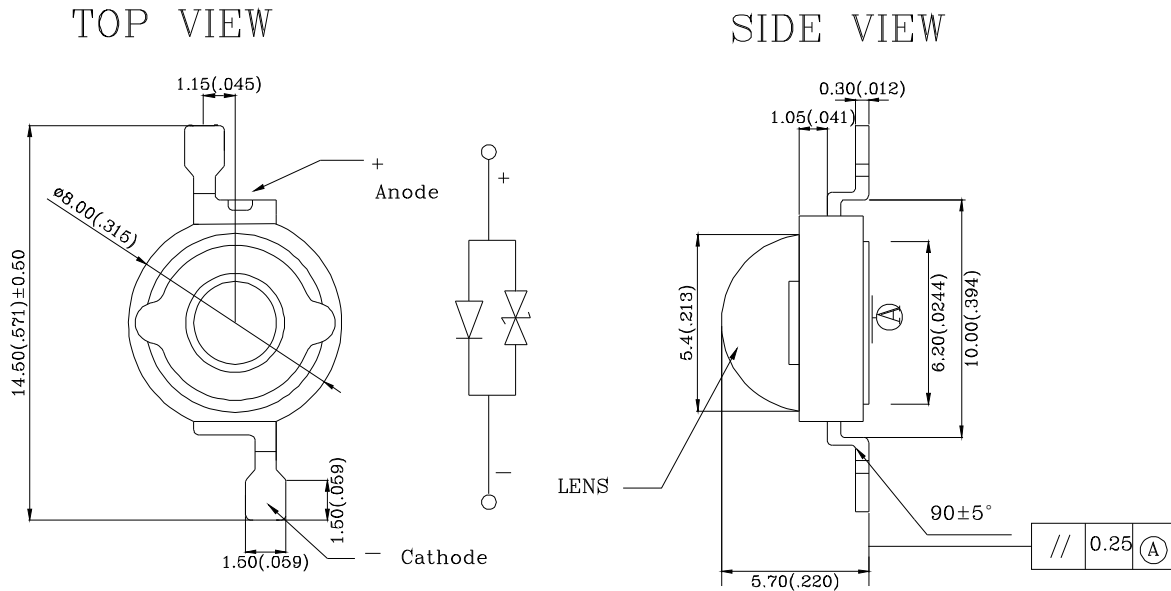


Enhance Power LED

EP501W5L045W

REV:A/1

●Package Dimension



Note:

1. All dimensions are in millimeters.
2. Tolerance is $\pm 0.25\text{mm}$ (.010") unless otherwise noted.

●Features

1. Long operating life.
2. Low voltage DC operated.
3. Instant light (Less than 100NS).
4. RoHS Compliant.
5. Compatible to assemble, lead free reflow soldering process.
6. No UV emission.
7. The led can withstand the max static level when assembling or operation (HBM) .



Enhance Power LED

EP501W5L045W

REV:A/1

●Chip Material

1. Dice Material : InGaN
2. Light Color : Neutral White
3. Lens Color : Water Clear

●Absolute Maximum Rating(Ta=25°C)

Symbol	Parameter	Rating	Unit
IF	DC Forward Current	350	mA
Ipulse	Peak Pulse Current (tp ≤ 100us, duty cycle=0.25)	500	mA
VR	Reverse Voltage	5	V
IR	Reverse Current(VR=5V)	50	uA
Tj	LED Junction Temperature(at IF=350mA)	115	°C
*Topr	Operating Temperature	-30 ~ +100	°C
*Tstg	Storage Temperature	-40 ~ +100	°C
Tsol	Manual Soldering Time at 260°C(Max.)	5	seconds
ESD	ESD Sensitivity (Human Body Model)	2000	V

Note :

* : Temperature for using with aluminum board.

●Electro-Optical Characteristic(Ta=25°C, Topr=100ms)

Parameter	Symbol	Min.	Typ.	Max.	Unit	Test Condition
Luminous Flux	ΦV		100		lm	IF=350mA
Viewing Angle	2θ1/2		130		deg	
Color Temperature	CCT		5200		K	IF=350mA
Forward Voltage	VF		3.3	3.6	V	IF =350mA
Reverse Current	IR			50	μA	VR = 5V

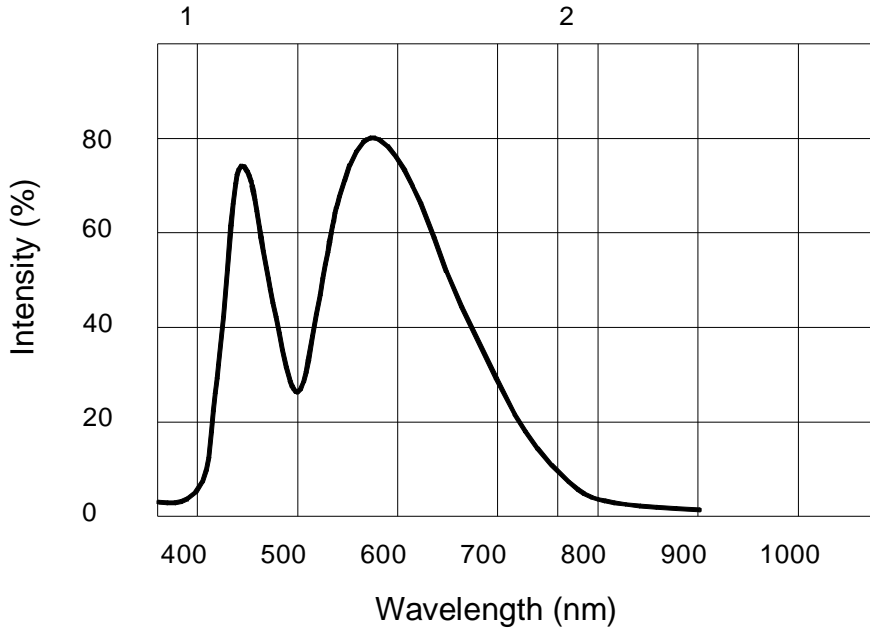


Enhance Power LED

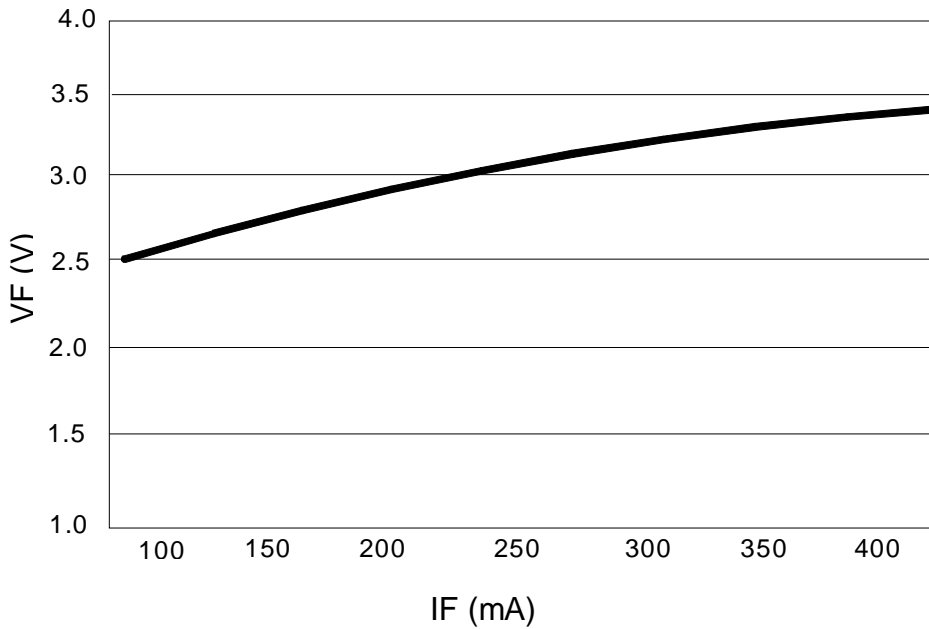
EP501W5L045W

REV:A/1

• Typical Optical and Electrical



Relative Intensity VS Wavelength



Forward Current VS Forward Voltage

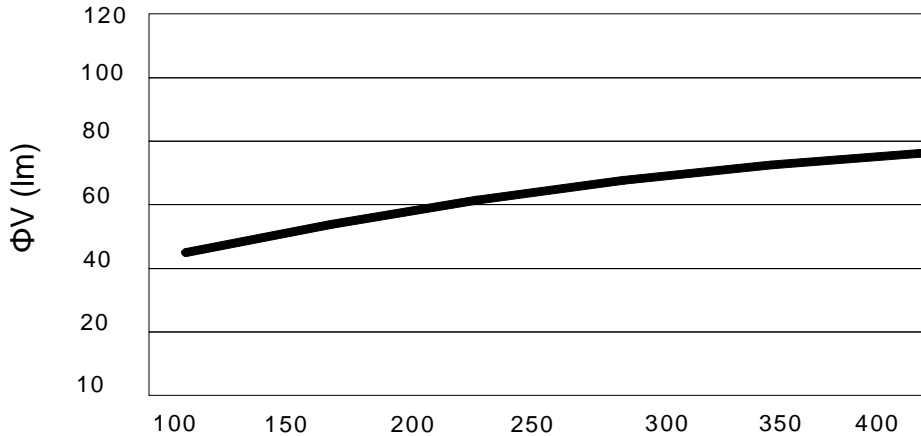


Enhance Power LED

EP501W5L045W

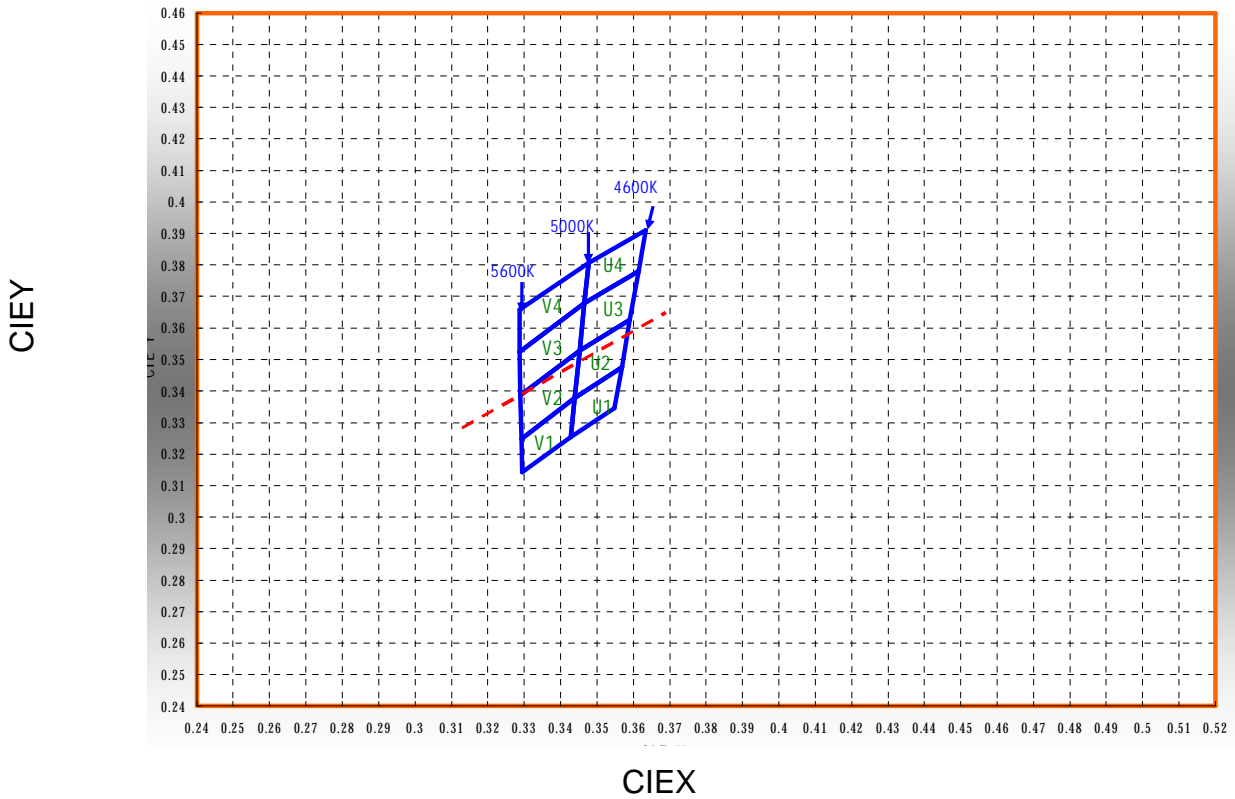
REV:A/1

•Typical Optical and Electrical



IF (mA)
 Forward Current VS Luminous Flux

Neutral—white Bin Structure





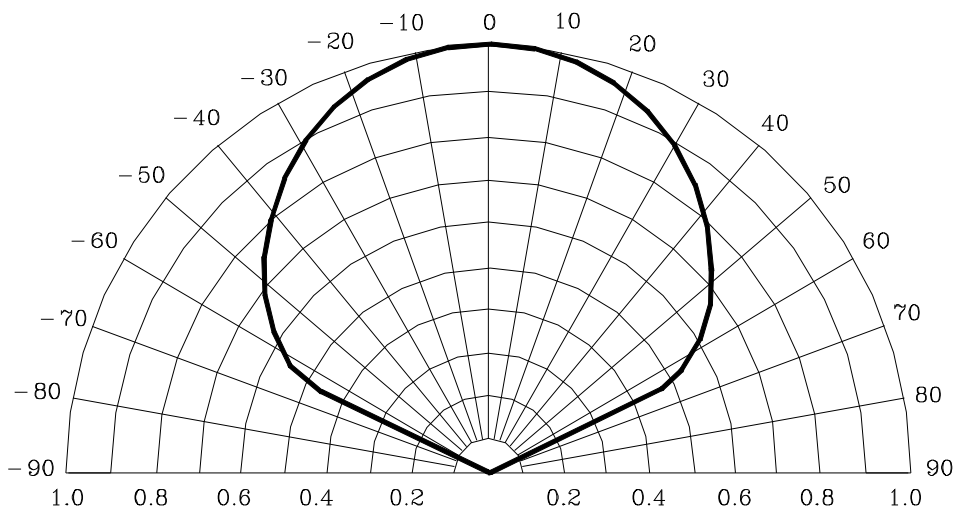
Enhance Power LED

EP501W5L045W

REV:A/1

Typical Optical and Electrical

typical polar radiation pattern for lambertian



●Bin Code List

Luminous Flux (IV),(Unit: Im ,IF=350mA)		
Bin Code	Min	Max
Q	85	90
R	90	100
S	100	110
T	110	120

Including test tolerance $\pm 10\%$

Forward Voltage(VF),(Unit: V, IF=350mA)		
Bin Code	Min	Max
V8	3.00	3.20
V9	3.20	3.40
V10	3.40	3.60

Including test tolerance ± 0.1



Enhance Power LED

EP501W5L045W

REV:A/1

●Label Explanation

P/N: _____ EP501W5L045W _____
QTY: _____ XXXX _____ PCS
LOT NO.: _____ LEM1001001 _____
BIN NO.: _____ S/V9 _____


PART NO: EP501W5L045W

LOT NO: L E M 10 1 001
 A B C D E F

- A---L: Local F: Foreign
- B---E: E-power
- C---M: For series number
- D---Year
- E---Month
- F---Spec.
- BIN NO: Bin Code

●Caution

(1).Handling note: Do not touch LED's lens.





Enhance Power LED

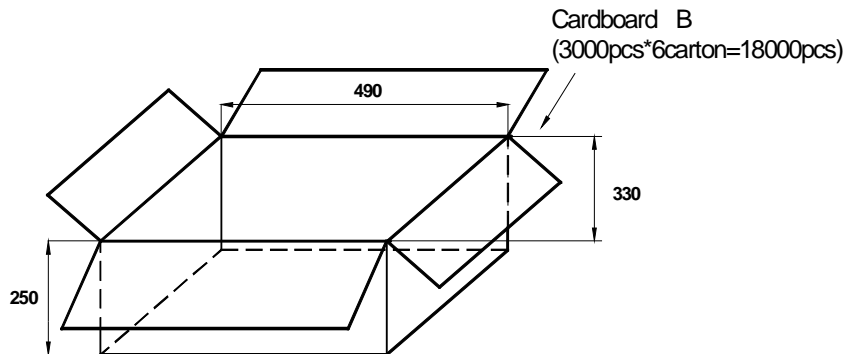
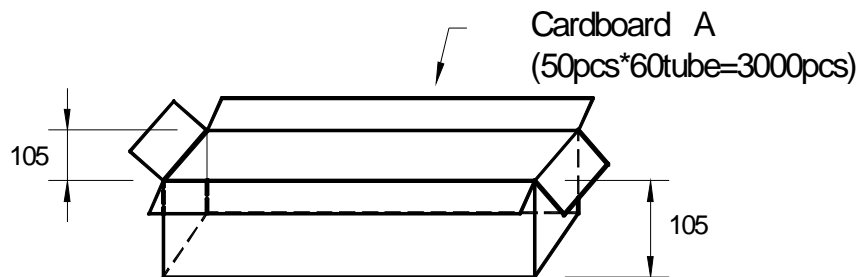
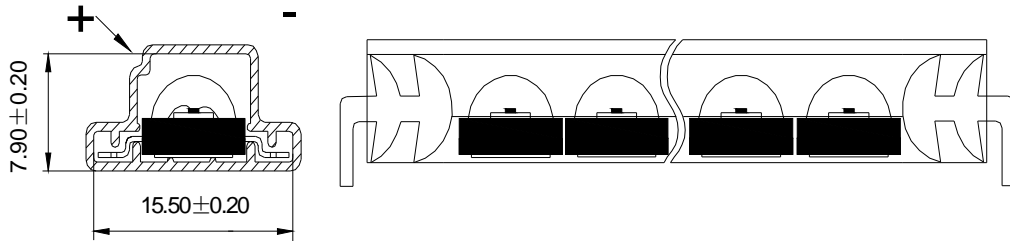
EP501W5L045W

REV:A/1

(2) Please wear anti-static wrist strap and gloves to prevent ESD damage when handling.



●Packing Specification



Note:

1. All dimensions are in millimeters.
2. Normal packing Quantity:3000pcs.
3. The carton B contains 6 cartons A at maximum.

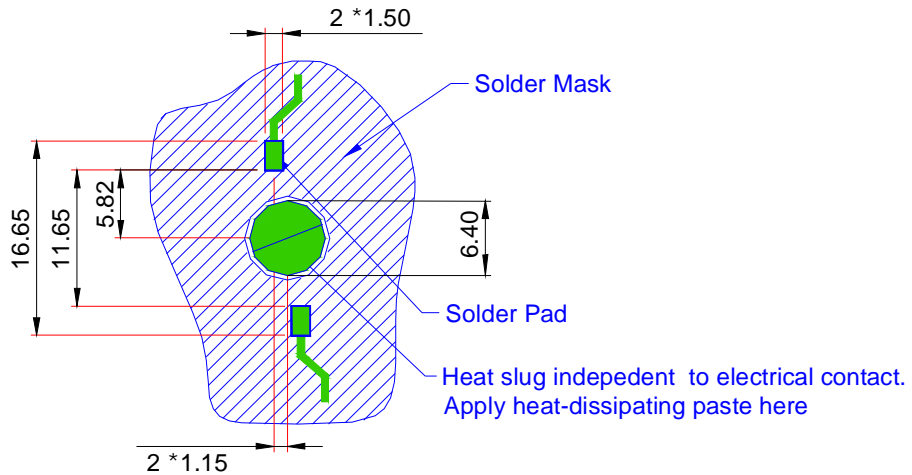


Enhance Power LED

EP501W5L045W

REV: A/1

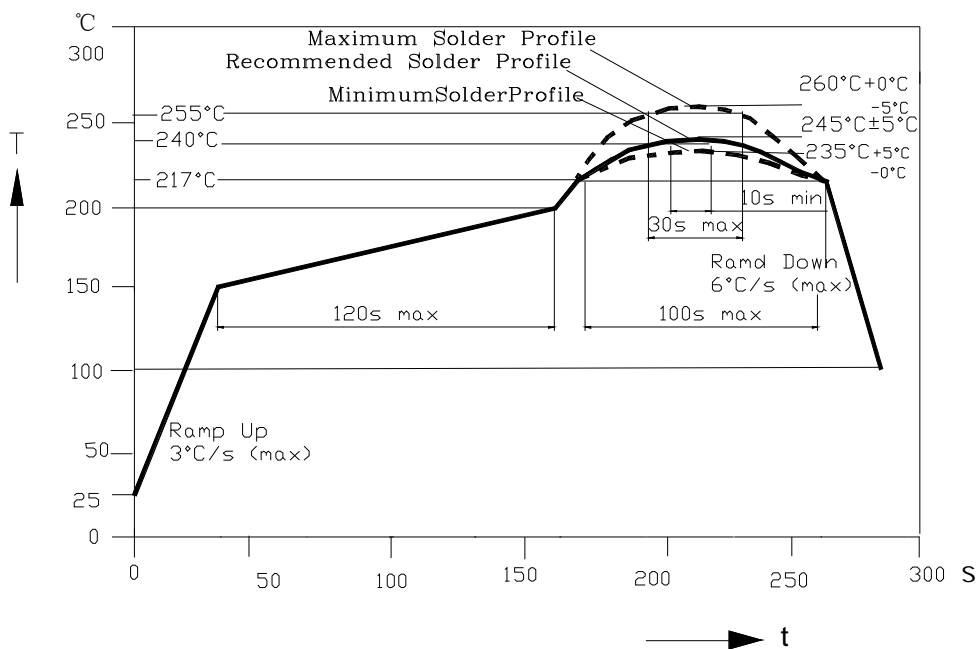
●Suggest Soldering Pad Dimension



Note:

1. All dimensions are in millimeters.
2. The drawings are not to scale.
3. Solder pad can't be connected to slug.

●IR Reflow soldering profile for lead free soldering(J-STD-020C)





Enhance Power LED

EP501W5L045W

REV:A/1

●Storage

1. Do not open the moisture proof bag before the devices are ready to use.
2. Before the package is opened, LED should be stored at temperatures less than 30°C and humidity less than 50%.
3. LED may be stored for 6 months. When the storage time has reached more than 6 months, LED should be stored in a sealed container filled with Nitrogen gas.
4. After the package is opened, LED should be stored at temperatures less than 30°C and humidity less than 30%.
5. LED should be used within 168 hours (7 days) after the package is opened.
6. Before using LED, baking treatment should be implemented based on the following condition: pre-curing at 60±5°C for 24 hours.

●E-Power Operating Procedure

1. E-power 350 series products should be operated at 350 mA for ideal performance, but not more than 350mA.
2. E-power 350 series products must be used in conjunction with heat-sinking devices. Soldering on Al PCB with mid-connection point while keeping the layout pattern (∅ 19.9mm, thickness 2.5mm) is another way to help heat dissipation. Thermal Resistance for aluminum board must be less than 0.65 °C/W.
3. E-power 350 series products are sensitive to static. Operators must wear static wristband (wireless static wristband is prohibited) and be well grounded while working in the environment with an ionizing air blower. Anti-static requirement should be under ESD 2000V.
4. A non-conductive heat-dissipating paste should be applied between E-power and heat-sinking device.
5. Sufficient thermal management must be applied. Large LED forward current will cause high junction temperature and reduce LED life.



Enhance Power LED

EP501W5L045W

REV:A/1

●Reliability Test

Test Item	number	Test Condition	Stress duration	result
Reflow	100pcs	Tsol=260°C,10sec	3 times	No Failure
Temperature Cycle	20pcs	H:+100±5°C 15mins L: -40±5°C	300 Cycles	No Failure
High Temperature High Humidity Operation	20pcs	Ta=85°C±5°C RH= 90~95% IF=350mA	500 hours	No Failure
High Temperature High Humidity Storage	20pcs	Ta:65°C±5°C RH:90~95%RH	1000hours	No Failure
Room Temperature Operation	20pcs	Ta= 25±5°C IF =350mA	1000hours	No Failure
Low Temperature Operation	20pcs	Ta= -40±5°C IF=350mA	1000hours	No Failure
High Temperature Operation	20pcs	Ta= 110±5°C IF=350mA	1000hours	No Failure
Salt Spray	20pcs	Ta=35°C	48 hours	No Failure

Temperature for using with aluminum board, in a good thermal-exchange surrounding.

Failure Criteria:

1. LED are open or shorted,
2. Luminous flux attenuate difference(1000hours)> 30%,
3. Forward voltage difference(1000hours) >20%.




Enhance Power LED

EP501W5L045W

REV:A/1

● Part NO. System of E-Power LED

EP 5 01 W5 L 045 W



Special mark: W:white, B:black
Series Number
View Angle: 2: 2*5=10° L: L*5=130° 3: 3*5=15° M: M*5=160° 6 : 6*5=30° C: C*5=60°
R1: λ d=625nm Y1: λ d=590nm G1: λ d=525nm B1: λ d= 460nm IR: λ p=850nm A1: λ d=615nm W1: white WY: warm white W5: CCT:4800-5600K
Power: 01—1W , 03—3W , 05—5W,..... 0A-100W
Slug material: 1—Al,2—silicon,3—Fe,4—ceramic, 5—Cu
EP: Enhance Power