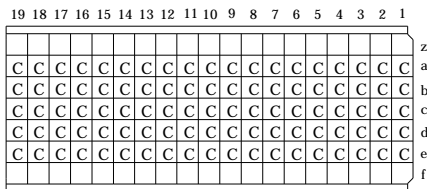
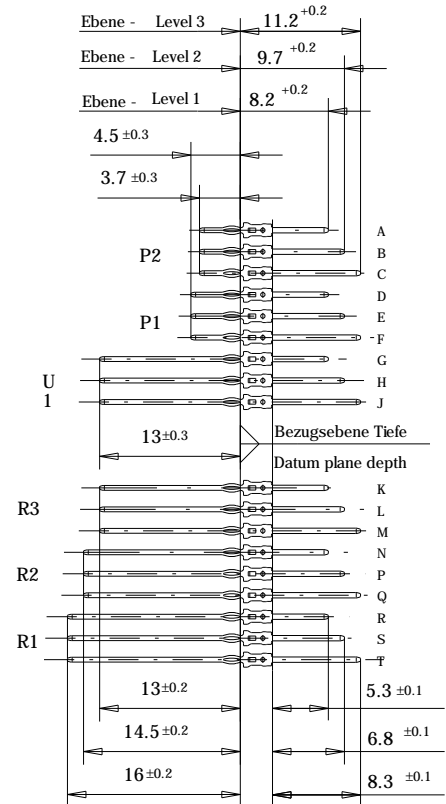
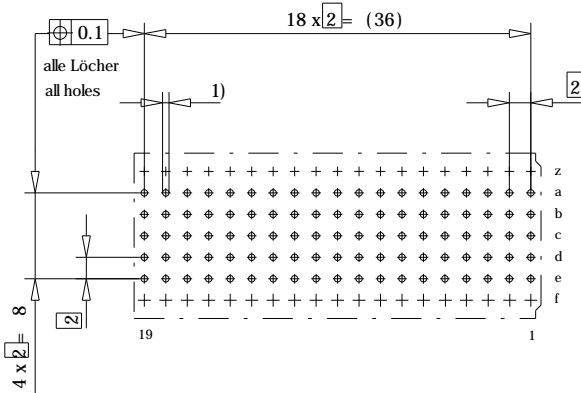


Bestückungsplan - contact layout



Lochbild für Leiterplatte
(Bestückungsseite)

Board hole pattern
(Component mounting side)



- 1) $\phi 0.6 \pm 0.05$ Durchmesser des metallisierten Loches
 $\phi 0.6 \pm 0.05$ Diameter of finished plated-through hole
 $\phi 0.7 \pm 0.02$ Bohrungsdurchmesser des Loches
 $\phi 0.7 \pm 0.02$ Diameter of drilled hole

Schichtaufbau im metallisierten Loch siehe Zeichnung 114406
Metal plating of plated-through hole see drawing 114406

Fehlende Maße und Angaben nach IEC 61076-4-101
Missing information and dimensions per IEC 61076-4-101

Information: P2 Level 3 siehe Bestückungsplan / see contact layout Anforderungsstufe 2 / class 2	Tolerances All Dimensions in mm	Scale 2:1
		Designation ERmet Messerleiste B 19 ERmet Male Wide Type B 19 223253
All rights reserved. Only for information. To insure that this is the latest version of this drawing, please contact one of the ERNI companies before using.	Subject to modification without prior notice. Drawing will not be updated.	www.ERNI.com
		Index
Date	H:00041627.SZA	ERMB1

Consider protection memos from DIN 34