

## SURFACE MOUNT SCHOTTKY BARRIER BRIDGE RECTIFIERS

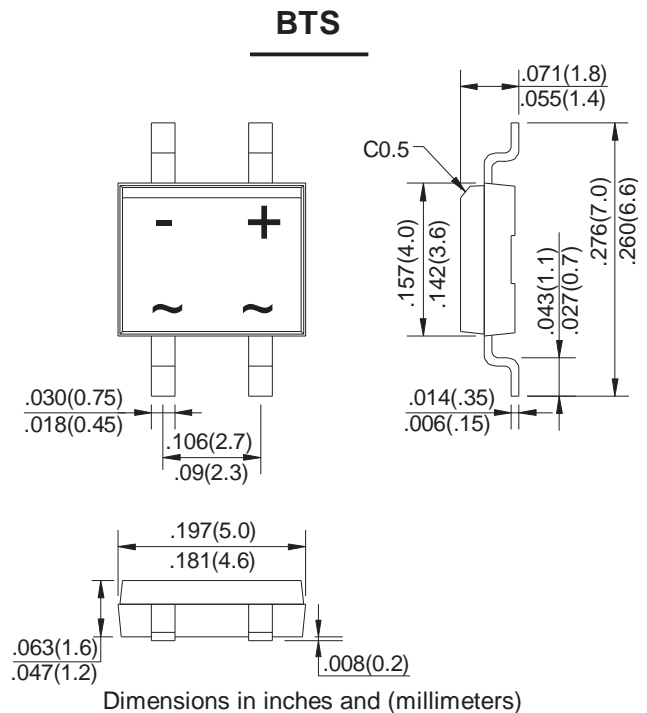
REVERSE VOLTAGE - **100** Volts  
FORWARD CURRENT - **2.0** Ampere

### FEATURES

- Plastic package has Underwriters Laboratory Flammability Classification 94V-0 Flame Retardant Epoxy Molding Compound.
- Exceeds environmental standards of MIL-S-19500/228
- Low power loss, high efficiency.
- Low forward voltage, high efficiency.
- High surge capacity.
- Super fast recovery times, high voltage.
- Epitaxial chip construction.
- Lead free in comply with EU RoHS 2002/95/EC directives.

### MECHANICAL DATA

- Polarity: Symbol molded on body
- Mounting position : Any



### MAXIMUM RATINGS AND ELECTRICAL CHARACTERISTICS

Rating at 25°C ambient temperature unless otherwise specified.

Single phase, half wave, 60Hz, resistive or inductive load.

For capacitive load, derate current by 20%

CHARACTERISTICS	SYMBOL	SBT210S	UNIT
Maximum Recurrent Peak Reverse Voltage	V <sub>RRM</sub>	100	V
Maximum RMS Voltage	V <sub>RMS</sub>	70	V
Maximum DC Blocking Voltage	V <sub>DC</sub>	100	V
Maximum Average Forward Current @T <sub>c</sub> =50 °C	I(AV)	2	A
Peak Forward Surge Current 8.3ms Single Half Sine-Wave Super Imposed on Rated Load(JEDEC Method)	I <sub>FSM</sub>	50	A
Peak Forward Voltage at 2.0A DC	V <sub>F</sub>	0.85	V
Maximum DC Reverse Current @T <sub>J</sub> =25°C at Rated DC Blocking Voltage @T <sub>J</sub> =125°C	I <sub>R</sub>	0.5 50	mA
Typical Junction Capacitance Per Element (Note1)	C <sub>J</sub>	110	pF
Typical Thermal Resistance (Note3)	R <sub>θJA</sub>	95	°C/W
Operating Temperature Range	T <sub>J</sub>	-55 to +150	°C
Storage Temperature Range	T <sub>STG</sub>	-55 to +150	°C

NOTES:1.Measured at 1.0MHz and applied reverse voltage of 4.0V DC.

FIG.1-FORWARD CURRENT DERATING CURVE

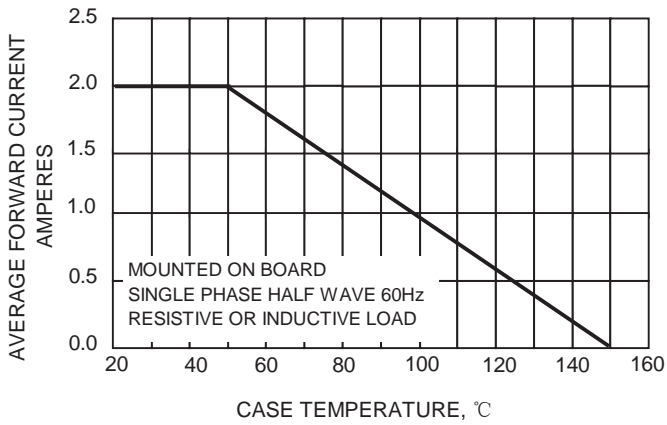


FIG.2 - MAXIMUM NON-REPETITIVE SURGE CURRENT

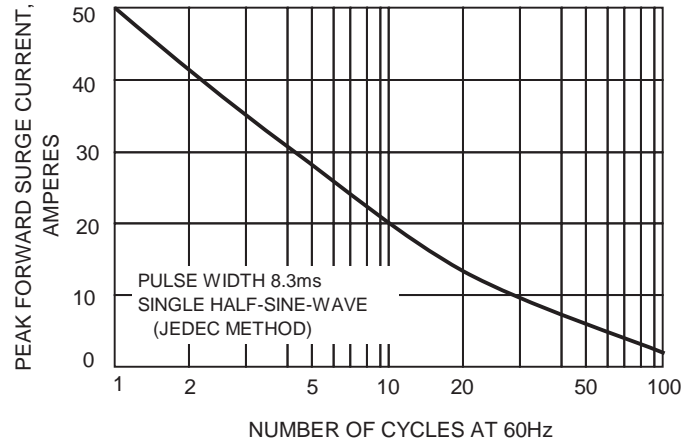


FIG.3-TYPICAL REVERSE CHARACTERISTICS

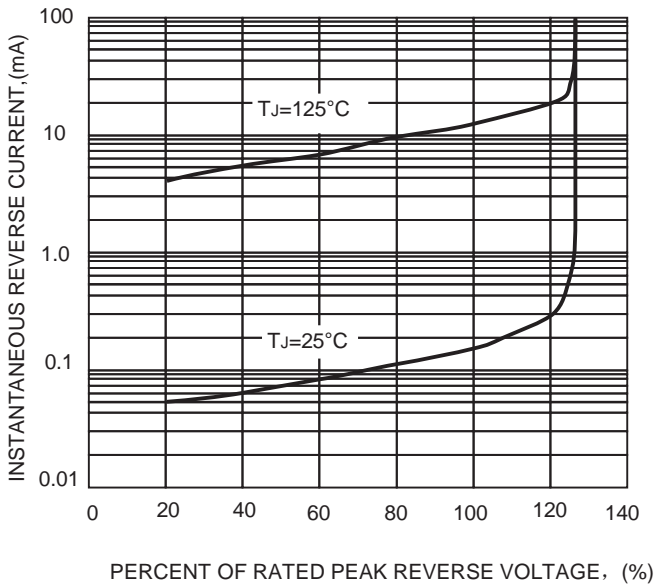


FIG.4-TYPICAL FORWARD CHARACTERISTICS

