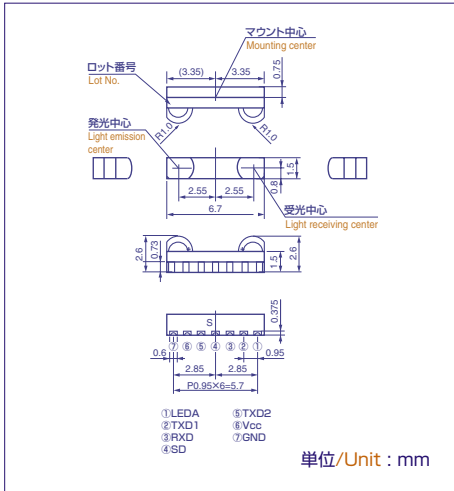


CIM-123S13R



●外形寸法図/Outline drawing

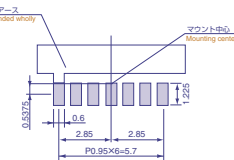


●電气的光学的特性/Electro-optical characteristics (Ta 25°C)

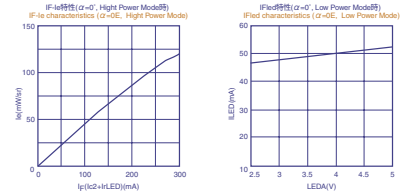
Item	Symbol	Conditions	Min	Typ	Max	Unit	
トランシーバー Transceiver	電源電圧 Power supply voltage	V _{CC}	-	1.7	1.9	2.2	V
	通信レート Communications rate	-	-	2.4	-	115.2	Kbps
	消費電流 Current drawn	I _{CC}	No Load	75	95	135	μA
	Power Down電流 Power-down current	I _{CCSD}	SD=V _{CC} No Load	-	0.01	1	μA
発光部 Light emitting portion	放射強度 Emission strength	I _e	α=0° V _{CC} =Anode=3V	10.5	-	40	mW/sr
	放射強度 Emission strength	I _e	α±15° V _{CC} =Anode=3V	4.5	-	40	mW/sr
	ピーク発光波長 Peak emission wavelength	λ _p	-	875	888	900	nm
受光部 Light sensing portion	最小受光感度 Minimum receiving sensitivity	E _{emin}	α=±15°	-	4.0	8.1	μW/cm ²
	最大受光感度 Maximum receiving sensitivity	E _{emax}	α=0°	500	-	-	mW/cm ²
	レイテンシー Latency	T _L	-	-	-	100	μs

推奨はんだ付けパターン

The following soldering patterns are recommended for reflow-soldering:



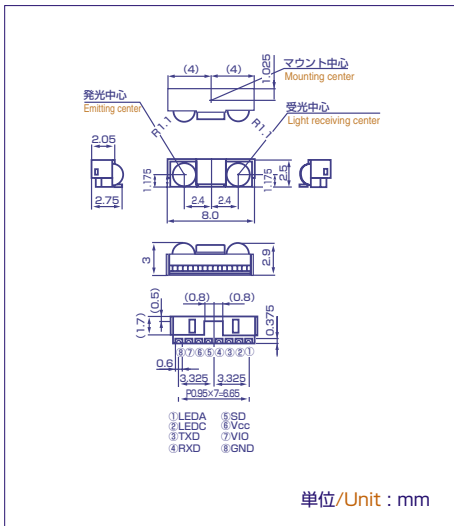
●諸特性/Characteristics



CIM-50M7



●外形寸法図/Outline drawing

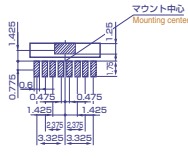


●電气的光学的特性/Electro-optical characteristics (Ta 25°C)

Item	Symbol	Conditions	Min	Typ	Max	Unit	
トランシーバー Transceiver	電源電圧 Power supply voltage	V _{CC}	-	2.4	-	3.6	V
	供給電圧 Power supply voltage	V _{logic}	-	1.5	-	V _{CC}	V
	通信レート Communications rate	-	-	0.0096	-	1.152	Mbps
	消費電流 Current drawn	I _{CC}	No Load	-	445	550	μA
	Power Down電流 Power-down current	I _{CCSD}	SD=V _{CC}	-	0.01	1	μA
発光部 Light emitting portion	放射強度 Emission strength	I _e	V _{CC} =Anode=4.4V RL=5Ω I _F ≒380mA	40	-	200	mW/sr
	ピーク発光波長 Peak emission wavelength	λ _p	-	850	875	900	nm
受光部 Light sensing portion	最小受光感度 Minimum receiving sensitivity	E _{emin}	0.576Mbps 1.152Mbps	-	5.0	8.0	μW/cm ²
	最大受光感度 Maximum receiving sensitivity	E _{emax}	α=0°	500	-	-	mW/cm ²
	レイテンシー Latency	T _L	-	-	50	100	μs

推奨はんだ付けパターン

The following soldering patterns are recommended for reflow-soldering:



●諸特性/Characteristics

