

Features

- Integrally molded heat sink provides low thermal resistance for maximum heat dissipation
- Types up to 1000 V V_{RRM}
- Void-free junction by using vacuum soldering
- High surge current capability
- High temperature soldering guaranteed: 260°C/ 10 seconds at 5 lbs(2.3 kg) tension
- Universal 3-way terminals: snap on, wire-around, or P.C board mounting

Mechanical Data

Case: Molded plastic with heat sink mounted in the bridge

Mounting position: Bolt down on heat-sink with silicone thermal compound between bridge and mounting surface

Terminals: Either nickel plated 0.25"(6.35 mm) Faston lugs or 0.040"(1.02 mm) diameter copper leads.

Weight: 15 grams or 0.53 ounces

Mounting torque: 20 inch-lbs max

Polarity: Marked on body

GBPC-T/W Package


Maximum ratings, at $T_j = 25\text{ }^\circ\text{C}$, unless otherwise specified (GBPCXXXXT uses GBPC-T package while GBPCXXXXW uses GBPC-W package)

Parameter	Symbol	Conditions	GBPC35005T/W	GBPC3501T/W	GBPC3502T/W	GBPC3504T/W	Unit
Repetitive peak reverse voltage	V_{RRM}		50	100	200	400	V
RMS reverse voltage	V_{RMS}		35	70	140	280	V
DC blocking voltage	V_{DC}		50	100	200	400	V
Continuous forward current	I_F	$T_C \leq 50\text{ }^\circ\text{C}$	35	35	35	35	A
Surge non-repetitive forward current, Half Sine Wave	I_{FSM}	$T_C = 25\text{ }^\circ\text{C}$, $t_p = 8.3\text{ ms}$	400	400	400	400	A
Operating temperature	T_j		-55 to 150	-55 to 150	-55 to 150	-55 to 150	$^\circ\text{C}$
Storage temperature	T_{stg}		-55 to 150	-55 to 150	-55 to 150	-55 to 150	$^\circ\text{C}$

Electrical characteristics, at $T_j = 25\text{ }^\circ\text{C}$, unless otherwise specified

Parameter	Symbol	Conditions	GBPC35005T/W	GBPC3501T/W	GBPC3502T/W	GBPC3504T/W	Unit
Diode forward voltage	V_F	$I_F = 17.5\text{ A}$, $T_j = 25\text{ }^\circ\text{C}$	1.1	1.1	1.1	1.1	V
Reverse current	I_R	$V_R = 50\text{ V}$, $T_j = 25\text{ }^\circ\text{C}$	5	5	5	5	μA
		$V_R = 50\text{ V}$, $T_j = 125\text{ }^\circ\text{C}$	500	500	500	500	

Thermal characteristics

Thermal resistance, junction - case	$R_{\theta JC}$		1.4	1.4	1.4	1.4	$^\circ\text{C/W}$
-------------------------------------	-----------------	--	-----	-----	-----	-----	--------------------



FIG.5-TYPICAL INSTANTANEOUS FORWARD CHARACTERISTICS PER LEG

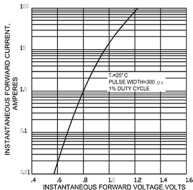


FIG.6-TYPICAL REVERSE CHARACTERISTICS

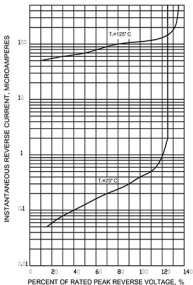


FIG.7-TYPICAL JUNCTION CAPACITANCE PER LEG

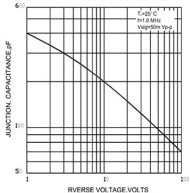


FIG.8-TYPICAL TRANSIENT THERMAL IMPEDANCE

