

DESCRIPTION

- 836.5 MHz SAW filter
- 3 x 3 mm LCC package.
- RoHS compliant.

A. MAXIMUM RATING

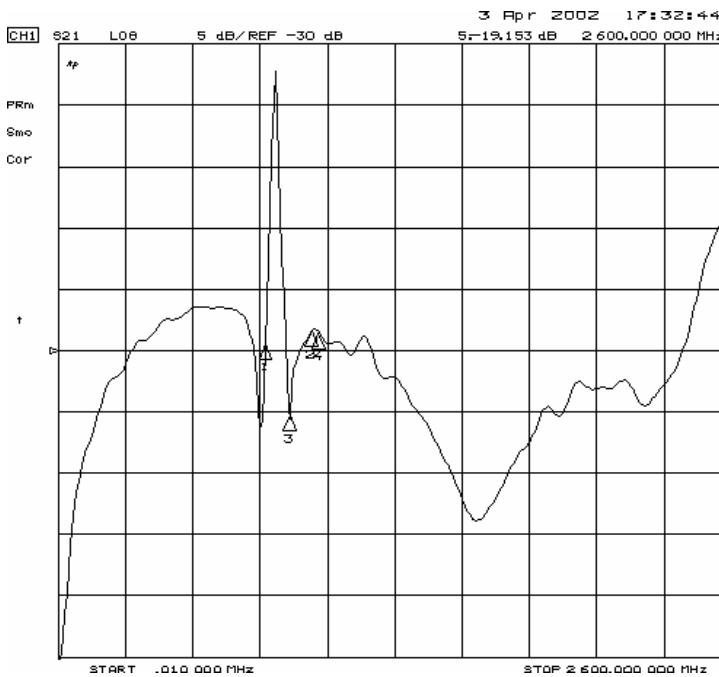
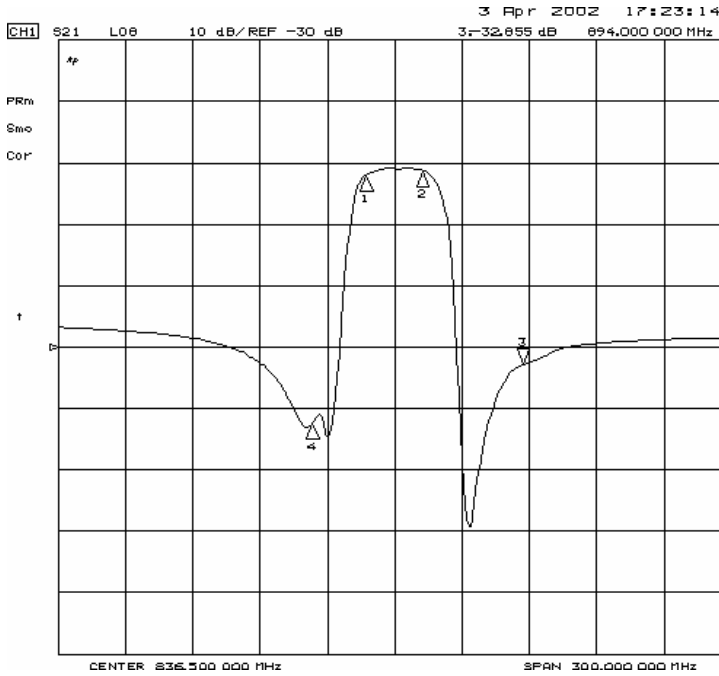
1. Input Power Level: 10 dB_m
2. DC voltage: 0 V
3. Operating Temperature: -30°C to +85°C
4. Storage Temperature: -40°C to +85°C

B. ELECTRICAL CHARACTERISTICS

Item	Min.	Typical	Max.
Center frequency F_c (dB)	-	836.5	-
Insertion loss within 824 ~849 MHz IL (dB)	-	2.1	3.0
Amplitude ripple (p-p) within 824 ~ 849 MHz (dB)	-	1.2	2.0
Attenuation (Reference level from 0 dB)			
D.C. ~ 800 MHz (dB)	23.0	26.0	-
869 ~ 894 MHz (dB)	29.0	32.0	-
978 ~ 1006 MHz (dB)	25.0	28.0	-
1050 ~ 2500 MHz (dB)	15.0	18.0	-
VSWR within 824 ~849 MHz	-	1.8	2.3
Source impedance Z _s (Ω)	-	50	-
Load impedance Z _L (Ω)	-	50	-

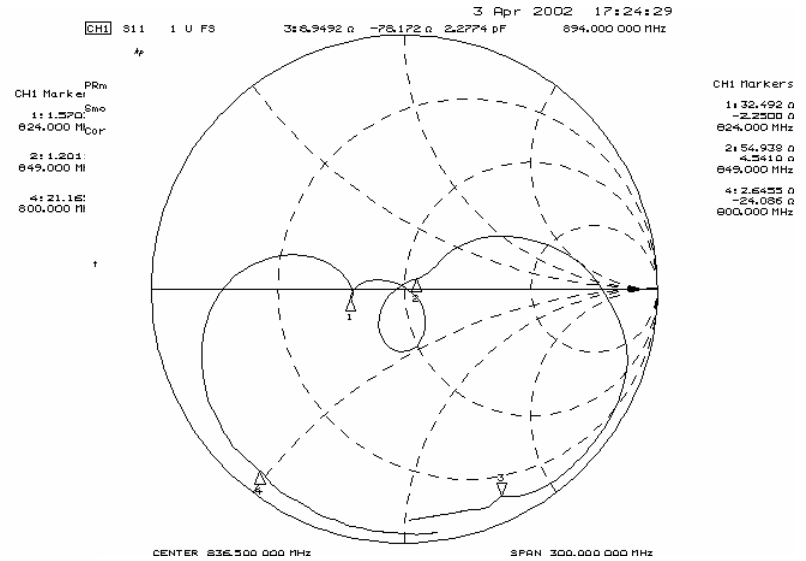
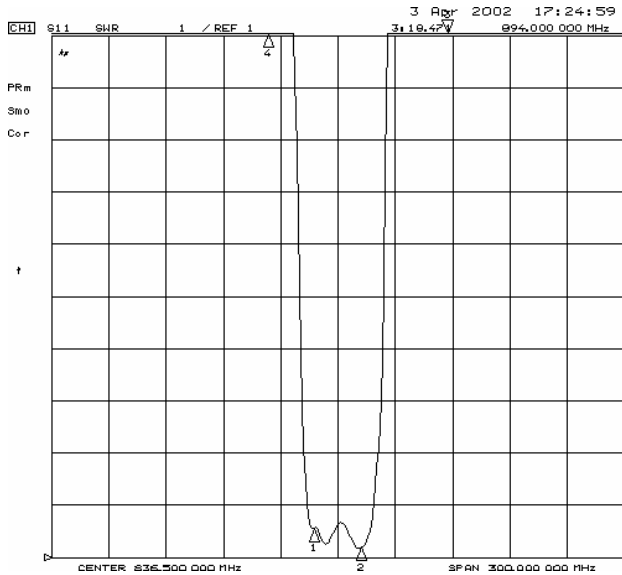
Note: No matching network required for operation at 50 Ω.

C. FREQUENCY CHARACTERISTICS

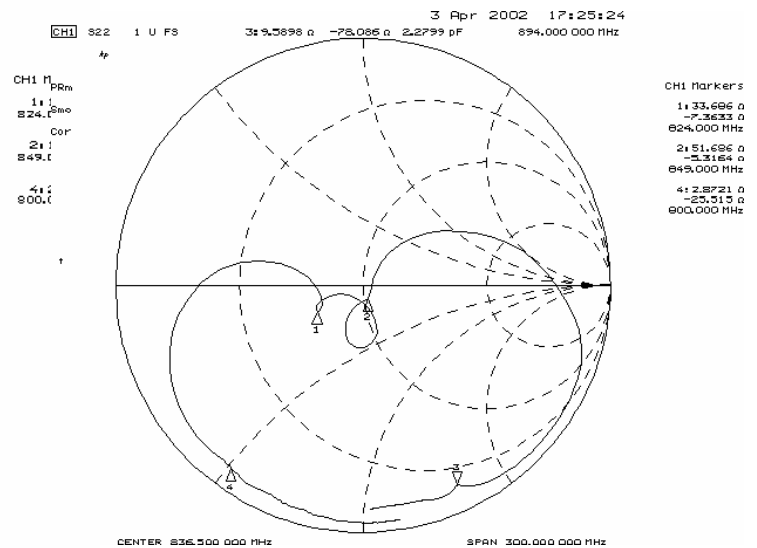
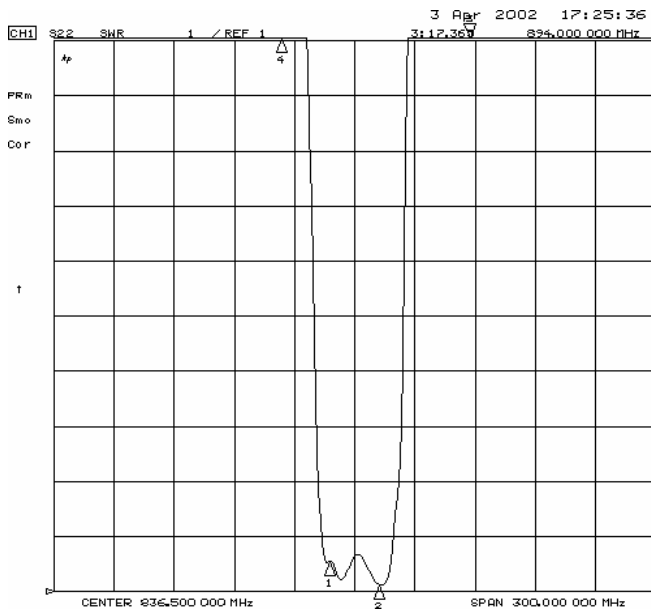


D. REFLECTIONS FUNCTIONS

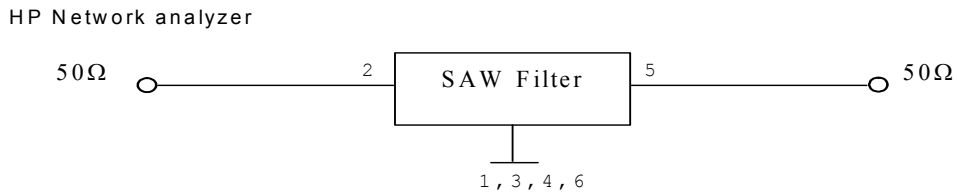
S11



S22

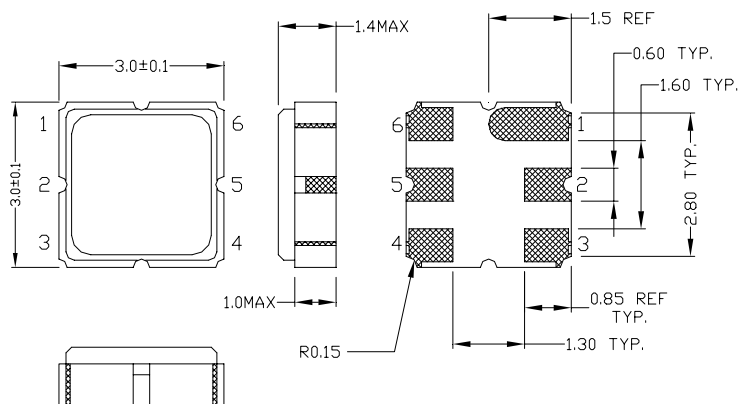


E. MEASUREMENT CIRCUIT

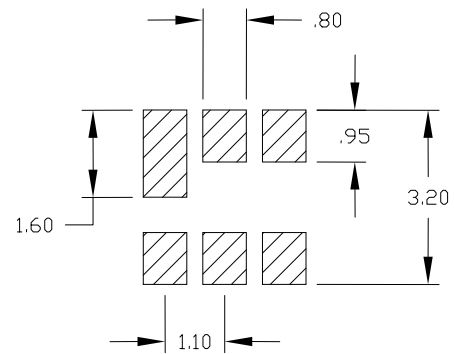


F. OUTLINE DRAWING

PACKAGE OUTLINE



SUGGESTED FOOTPRINT



Units: mm

Tolerances are ± 0.15 mm except where indicated and for the overall length and width, which are nominal values.

Pad Configuration:

Input: 2
Output: 5
Ground: All other pads

ISO 9001
Registered

All specifications are believed to be accurate and reliable. However, Spectrum Microwave reserves the right to make changes without notice.
© 2010 All rights reserved.