

Features

- High Surge Capability
- Types up to 600 V V_{RRM}

Three Tower Package

Maximum ratings, at $T_J = 25\text{ }^\circ\text{C}$, unless otherwise specified ("R" devices have leads reversed)

Parameter	Symbol	Conditions	MURT30005 (R)	MURT30010 (R)	MURT30020 (R)	Unit
Repetitive peak reverse voltage	V_{RRM}		50	100	200	V
RMS reverse voltage	V_{RMS}		35	71	141	V
DC blocking voltage	V_{DC}		50	100	200	V
Continuous forward current	I_F	$T_C \leq 125\text{ }^\circ\text{C}$	300	300	300	A
Surge non-repetitive forward current, Half Sine Wave	I_{FSM}	$T_C = 25\text{ }^\circ\text{C}$, $t_p = 8.3\text{ ms}$	2750	2750	2750	A
Operating temperature	T_J		-40 to 175	-40 to 175	-40 to 175	$^\circ\text{C}$
Storage temperature	T_{stg}		-40 to 175	-40 to 175	-40 to 175	$^\circ\text{C}$

Electrical characteristics, at $T_J = 25\text{ }^\circ\text{C}$, unless otherwise specified

Parameter	Symbol	Conditions	MURT30005 (R)	MURT30010 (R)	MURT30020 (R)	Unit
Diode forward voltage	V_F	$I_F = 150\text{ A}$, $T_J = 25\text{ }^\circ\text{C}$	1.3	1.3	1.3	V
Reverse current	I_R	$V_R = 50\text{ V}$, $T_J = 25\text{ }^\circ\text{C}$	25	25	25	μA
		$V_R = 50\text{ V}$, $T_J = 125\text{ }^\circ\text{C}$	2	2	2	mA

Recovery Time

Maximum reverse recovery time	T_{RR}	$I_F = 0.5\text{ A}$, $I_R = 1.0\text{ A}$, $I_{RR} = 0.25\text{ A}$	100	100	100	nS
-------------------------------	----------	---	-----	-----	-----	----

Thermal characteristics

Thermal resistance, junction - case	$R_{\theta JC}$		0.16	0.16	0.16	$^\circ\text{C/W}$
-------------------------------------	-----------------	--	------	------	------	--------------------



Figure 1- Typical Forward Characteristics

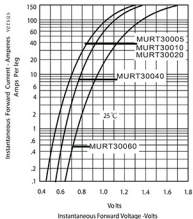


Figure 2- Forward Derating Curve

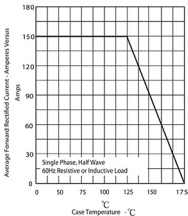


Figure 3- Peak Forward Surge Current

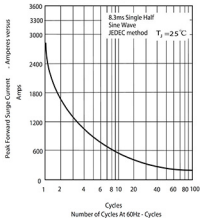


Figure 4- Typical Reverse Characteristics

