

Aluminum Capacitors Radial Style



FEATURES

- Polarized aluminum electrolytic capacitor
- High ripple current
- High reliability
- High load life up to 10 000 h
- Temperature range up to 105 °C
- Material categorization: For definitions of compliance please see www.vishay.com/doc?99912

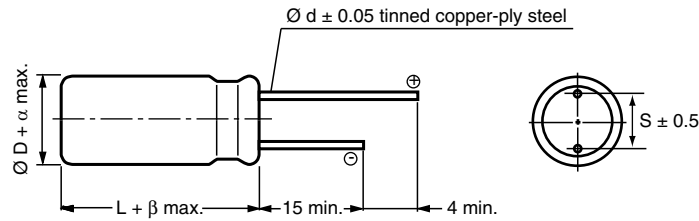

**RoHS
COMPLIANT**

APPLICATIONS

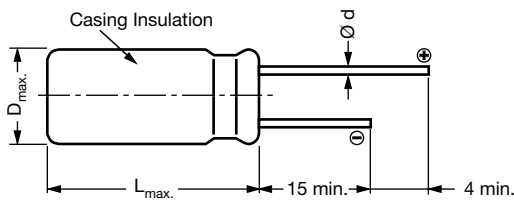
- For electronic lighting ballast
- Power supply

QUICK REFERENCE DATA		
DESCRIPTION	UNIT	VALUE
Nominal case size (Ø D x L)	mm	10 x 12.5 to 18 x 31.5
Rated capacitance range C _R	µF	1.0 to 150
Capacitance tolerance	%	± 20
Rated voltage range	V	200 to 450
Category temperature range	°C	- 25 to 105
Load life	h	10 000
Based on sectional specification		IEC 60384-4/EN130300
Climatic category IEC 60068		25/105/56

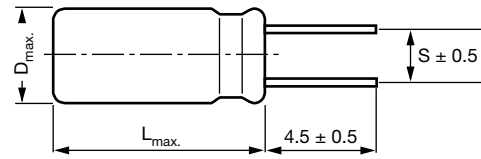
SELECTION CHART FOR C _R , U _R , AND RELEVANT NOMINAL CASE SIZES (Ø D x L in mm)					
C _R (µF)	RATED VOLTAGE (V)				
	200	250	350	400	450
1.0	→	→	→	10 x 12.5	-
2.2	→	→	→	10 x 12.5	10 x 16
3.3	→	→	10 x 12.5	→	10 x 16
4.7	→	→	→	10 x 16	10 x 20
6.8	→	10 x 12.5	→	10 x 16	10 x 20
10	10 x 16	→	→	10 x 20	12.5 x 20
22	10 x 20	→	12.5 x 20	12.5 x 25	16 x 25
33	→	12.5 x 20	16 x 20	16 x 25	18 x 25
47	12.5 x 20	12.5 x 25	16 x 25	18 x 25	18 x 31.5
68	12.5 x 25	16 x 25	18 x 25	-	-
100	16 x 25	18 x 25	-	-	-
150	18 x 25	-	-	-	-

RADIAL STYLE: DIMENSIONS in millimeters


Ø D	5	6.3	8	10	12.5	16	18	22	25
S	2.0	2.5	3.5	5.0	5.0	7.5	7.5	10.0	12.5
Ø d	0.5	0.5	0.6	0.6	0.6	0.8	0.8	1.0	1.0
β	1.5			2.0					
α	0.5						1.0		

DIMENSIONS in millimeters **AND AVAILABLE FORMS**


Ø D ≤ 18 long leads MALREKV00...


 Ø D ≤ 18 shortened leads MALREKV05...
 (S = 2 mm/2.5 mm/3.5 mm/5 mm/7.5 mm)

GENERAL NOTE

- For Minimum Package Quantity (MPQ) and Minimum Order Quantity (MOQ) please refer to our price list or contact customer service.
- For other packaging forms please refer to Vishay Roederstein General Information.

ELECTRICAL DATA	
SYMBOL	DESCRIPTION
U_R	Rated voltage
C_R	Rated capacitance at 120 Hz
$\tan \delta$	Max. dissipation factor at 120 Hz
R_{ESR}	Max. equivalent series resistance at 120 Hz
I_R	Rated alternating current (RMS) at 120 Hz and upper category temperature

Note

- Unless otherwise specified, all electrical values apply at $T_{amb} = 20\text{ }^\circ\text{C}$, $P = 80\text{ kPa}$ to 120 kPa , $RH = 45\%$ to 75% .

ORDERING EXAMPLE

 EKV 22 $\mu\text{F}/450\text{ V}$, $\pm 20\%$, size: 16 mm x 25 mm

Leads: Long

Ordering code: MALREKV00JG222P00K

Leads: Short

Ordering code: MALREKV05JG222P00K



ELECTRICAL DATA AND ORDERING INFORMATION							
U _R (V)	C _R 120 Hz (μF)	DIMENSIONS Ø D x L (mm)	tan Δ 120 Hz	R _{ESR} 120 Hz (Ω)	I _R 100 kHz/105 °C (mA)	WEIGHT (g)	CATALOG NUMBER (Long Leads)
200	10	10 x 16	0.15	19.9	250	2.3	MALREKV00DD210S00K
	22	10 x 20	0.15	9.04	500	2.8	MALREKV00DE222S00K
	47	12.5 x 20	0.15	4.23	660	3.8	MALREKV00FE247S00K
	68	12.5 x 25	0.15	2.93	760	5.1	MALREKV00FG268S00K
	100	16 x 25	0.15	1.99	1120	7.1	MALREKV00JG310S00K
	150	18 x 25	0.15	1.33	1360	9.5	MALREKV00KG315S00K
250	6.8	10 x 12.5	0.15	29.3	120	1.9	MALREKV00DC168N00K
	33	12.5 x 20	0.15	6.03	600	3.8	MALREKV00FE233N00K
	47	12.5 x 25	0.15	4.23	720	5.1	MALREKV00FG247N00K
	68	16 x 25	0.15	2.93	920	7.1	MALREKV00JG268N00K
	100	18 x 25	0.15	1.99	1200	9.5	MALREKV00KG310N00K
350	3.3	10 x 12.5	0.20	80.4	100	1.9	MALREKV00DC133O00K
	22	12.5 x 20	0.20	12.1	350	3.8	MALREKV00FE222O00K
	33	16 x 20	0.20	8.04	500	6.3	MALREKV00JE233O00K
	47	16 x 25	0.20	5.64	660	7.1	MALREKV00JG247O00K
	68	18 x 25	0.20	3.90	840	9.5	MALREKV00KG268O00K
400	1.0	10 x 12.5	0.24	318	90	1.9	MALREKV00DC110X00K
	2.2	10 x 12.5	0.24	145	100	1.9	MALREKV00DC122X00K
	4.7	10 x 16	0.24	67.7	180	2.3	MALREKV00DD147X00K
	6.8	10 x 16	0.24	46.8	200	2.3	MALREKV00DD168X00K
	10	10 x 20	0.20	26.5	280	2.8	MALREKV00DE210X00K
	22	12.5 x 25	0.20	12.1	430	5.1	MALREKV00FG222X00K
	33	16 x 25	0.20	8.04	640	7.1	MALREKV00JG233X00K
	47	18 x 25	0.20	5.64	840	9.5	MALREKV00KG247X00K
450	2.2	10 x 16	0.24	145	120	2.3	MALREKV00DD122P00K
	3.3	10 x 16	0.24	96.5	140	2.3	MALREKV00DD133P00K
	4.7	10 x 20	0.24	67.7	180	2.8	MALREKV00DE147P00K
	6.8	10 x 20	0.24	46.8	200	2.8	MALREKV00DE168P00K
	10	12.5 x 20	0.20	26.5	320	3.8	MALREKV00FE210P00K
	22	16 x 25	0.20	12.1	560	7.1	MALREKV00JG222P00K
	33	18 x 25	0.20	8.04	700	9.5	MALREKV00KG233P00K
	47	18 x 31.5	0.20	5.64	880	12.0	MALREKV00KS247P00K

LOW TEMPERATURE BEHAVIOUR (at 120 Hz)					
IMPEDANCE RATIO Z (T2)/Z (T1)	RATED VOLTAGE (V)				
T2/T1	200	250	350	400	450
- 25 °C/+ 20 °C	3	3	4	6	6

ADDITIONAL ELECTRICAL DATA		
PARAMETER	CONDITIONS	VALUE
Current		
Leakage current (test conditions: U _R , 20 °C)	After 5 min at U _R	I _{L5} ≤ 0.02 x C _R x U _R + 25 μA
Resistance		
Equivalent series resistance (ESR)	Calculated from tan δ _{max} .	ESR = tan δ/2 π f C _R



MULTIPLIER OF RIPPLE CURRENT (I_R) AS A FUNCTION OF FREQUENCY		
FREQUENCY (Hz)	I_R MULTIPLIER	
	1.0 μ F ~ 4.7 μ F	6.8 μ F ~ 150 μ F
60	0.25	0.35
120	0.30	0.50
300	0.45	0.60
1000	0.60	0.80
10 000	0.80	0.90
$\geq 100\ 000$	1.00	1.00

TEST PROCEDURES AND REQUIREMENTS		
TEST	PROCEDURE (quick reference)	REQUIREMENTS
Load life	$T_{amb} = 105\ ^\circ\text{C}$ U_R and I_R applied After 5000 h $\leq 6.8\ \mu\text{F}$ After 10 000 h $\geq 10\ \mu\text{F}$	$\Delta C/C: \pm 20\ \%$ of initial value $I_L \leq \text{spec. limit}$ $\tan \delta \leq 2 \times \text{spec. limit}$
Shelf life	No voltage applied After 1000 h After test: U_R to be applied for 30 min 24 h to 48 h before measurement	$\Delta C/C: \pm 20\ \%$ of initial value $I_L \leq \text{spec. limit}$ $\tan \delta \leq 2 \times \text{spec. limit}$



Disclaimer

ALL PRODUCT, PRODUCT SPECIFICATIONS AND DATA ARE SUBJECT TO CHANGE WITHOUT NOTICE TO IMPROVE RELIABILITY, FUNCTION OR DESIGN OR OTHERWISE.

Vishay Intertechnology, Inc., its affiliates, agents, and employees, and all persons acting on its or their behalf (collectively, "Vishay"), disclaim any and all liability for any errors, inaccuracies or incompleteness contained in any datasheet or in any other disclosure relating to any product.

Vishay makes no warranty, representation or guarantee regarding the suitability of the products for any particular purpose or the continuing production of any product. To the maximum extent permitted by applicable law, Vishay disclaims (i) any and all liability arising out of the application or use of any product, (ii) any and all liability, including without limitation special, consequential or incidental damages, and (iii) any and all implied warranties, including warranties of fitness for particular purpose, non-infringement and merchantability.

Statements regarding the suitability of products for certain types of applications are based on Vishay's knowledge of typical requirements that are often placed on Vishay products in generic applications. Such statements are not binding statements about the suitability of products for a particular application. It is the customer's responsibility to validate that a particular product with the properties described in the product specification is suitable for use in a particular application. Parameters provided in datasheets and/or specifications may vary in different applications and performance may vary over time. All operating parameters, including typical parameters, must be validated for each customer application by the customer's technical experts. Product specifications do not expand or otherwise modify Vishay's terms and conditions of purchase, including but not limited to the warranty expressed therein.

Except as expressly indicated in writing, Vishay products are not designed for use in medical, life-saving, or life-sustaining applications or for any other application in which the failure of the Vishay product could result in personal injury or death. Customers using or selling Vishay products not expressly indicated for use in such applications do so at their own risk. Please contact authorized Vishay personnel to obtain written terms and conditions regarding products designed for such applications.

No license, express or implied, by estoppel or otherwise, to any intellectual property rights is granted by this document or by any conduct of Vishay. Product names and markings noted herein may be trademarks of their respective owners.

Material Category Policy

Vishay Intertechnology, Inc. hereby certifies that all its products that are identified as RoHS-Compliant fulfill the definitions and restrictions defined under Directive 2011/65/EU of The European Parliament and of the Council of June 8, 2011 on the restriction of the use of certain hazardous substances in electrical and electronic equipment (EEE) - recast, unless otherwise specified as non-compliant.

Please note that some Vishay documentation may still make reference to RoHS Directive 2002/95/EC. We confirm that all the products identified as being compliant to Directive 2002/95/EC conform to Directive 2011/65/EU.

Vishay Intertechnology, Inc. hereby certifies that all its products that are identified as Halogen-Free follow Halogen-Free requirements as per JEDEC JS709A standards. Please note that some Vishay documentation may still make reference to the IEC 61249-2-21 definition. We confirm that all the products identified as being compliant to IEC 61249-2-21 conform to JEDEC JS709A standards.