MARKETING SALES DRAWING

DIMENSIONS IN INCHES - DO NOT SCALE THIS DRAWING
DIMENSIONS IN METRIC [ ]

Electrical Testing per Tusonix standard test plans and Mil-Std-202 Test Methods.

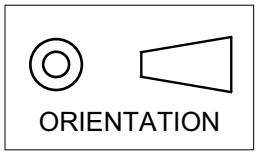

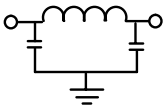

CIRCUIT

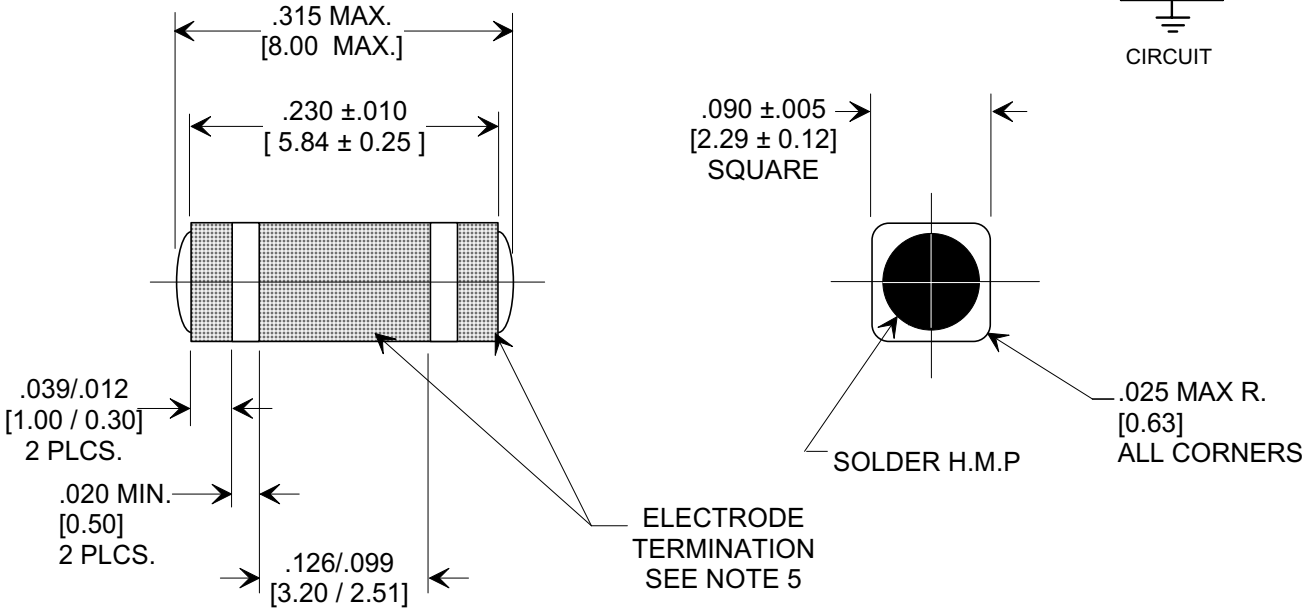

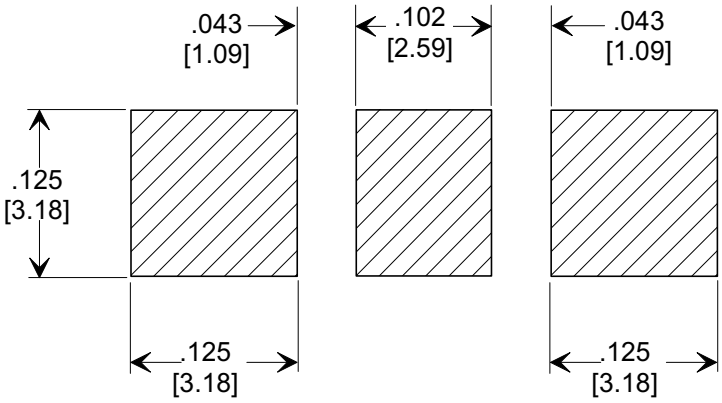

SUGGESTED
MOUNTING PATTERN

1. INDUCTANCE TO BE 0.1 H MINIMUM.
2. PACKAGE: BULK OR BLISTER TAPE TO IEC-60286-3 TYPE II AND EIA-481-A.
3. TUSONIX STANDARD PART NUMBER: 4700-003.
   TUSONIX RoHS COMPLIANT PART NUMBER: 4700-003 LF.
   CUSTOMER MUST SPECIFY STANDARD OR RoHS PART NUMBER WHEN ORDERING.
4. PART MARKING: STANDARD PART: NO MARKING.
   RoHS PART: LABELED ON PACKAGING ONLY.
5. ELECTRODE TERMINATION: STANDARD 60/40 SOLDER; RoHS COMPLIANT - MATTE TIN.

CAP.	TOLERANCE	WVDC 85°C	WVDC +125°C	TEST VOLTAGE	I.R.MIN. @ 100 (VDC.)	IDC	TYPICAL NO LOAD INSERTION LOSS dB AT 25°C PER MIL-STD-220 10 MHZ	100 MHZ	1 GHZ
2000 pF	GMV	100	100	300 VDC	10 G	10 A	10	45	70

REVISION RECORD		
0	Original Release C.O. 941020-1	ADDED DC COLUMN E.C 10-26-94
1	REISSUE 941020-1	DIM. .230 WAS .238 E.C. 11-16-94
2	REISSUE 941020-1	REVISED DWG. ORIENTATION SYMBOL & 1.R. MIN.@ 100 (VDC) ADDED S.M. 02-13-03
3	20030213-1-12	REVISED DRAWING. S.M. 06-20-03
4	20030619-2-01	ADDED NOTES 3,4 & 5. S.M. 06-10-05
5	20050607-5-02	

--TOLERANCES--
Unless Otherwise Specified

DECIMAL ± .005 [0.13]

ANGLES ±

TUSONIX
TUCSON, ARIZONA

Title **SURFACE MOUNT SQUARE STYLE PI FILTER**

Drawn FG 9-9-94 | Scale 7 X

Approved NV 9-9-94

A | **4700-003**

X-2015 Rev-0