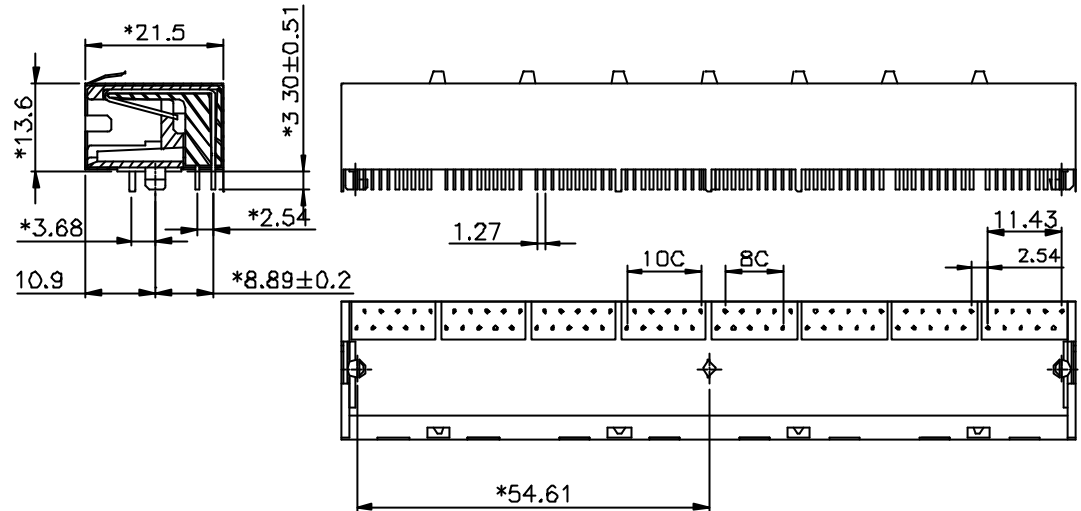
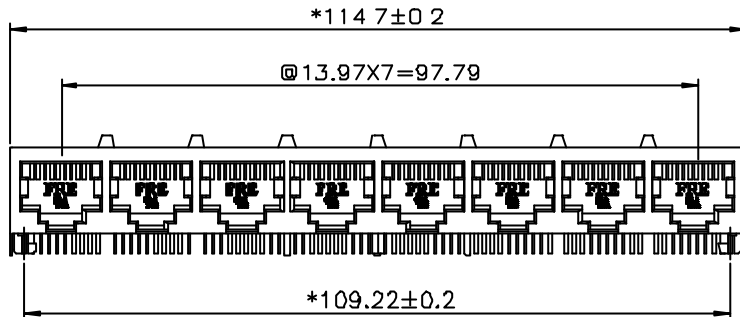


REVISION RECORD				
REV	ECO	DESCRIPTION	DRFT	CHKD



NOTES:

ELECTRICAL:

1. VOLTAGE RATING : 125 VAC RMS.
2. CURRENT RATING : 1.5 AMP.
3. CONTACT RESISTANCE : 45 MILLIOHMS MAX.
4. INSULATION RESISTANCE: 1000 MEGOHMS MIN @ 500 VDC.
5. DIELECTRIC STRENGTH : 1000 VAC RMS 60Hz, 1MIN.

MECHANICAL:

1. HOUSING MATERIAL : GLASS FILLED POLYESTER UL94V-0
2. CONTACT MATERIAL : PHOSPHOR BRONZE Ø0.46mm.
3. PLATING : GOLD PLATING OVER NICKEL.
4. OPERATING LIFE : 750 CYCLES MIN.
5. PCB RETENTION PRE-SOLDER : 1 LB MIN.
6. PCB RETENTION POST-SOLDER: 10 LBS MIN.

ENVIRONMENTAL:

1. STORAGE : -40°C TO +85°C.
2. OPERATION: 0°C TO 70°C.

MATES WITH MODULAR PLUG CONFORMING TO

FCC PART 68, SUBPART F.

CUL FILE NO. E163191

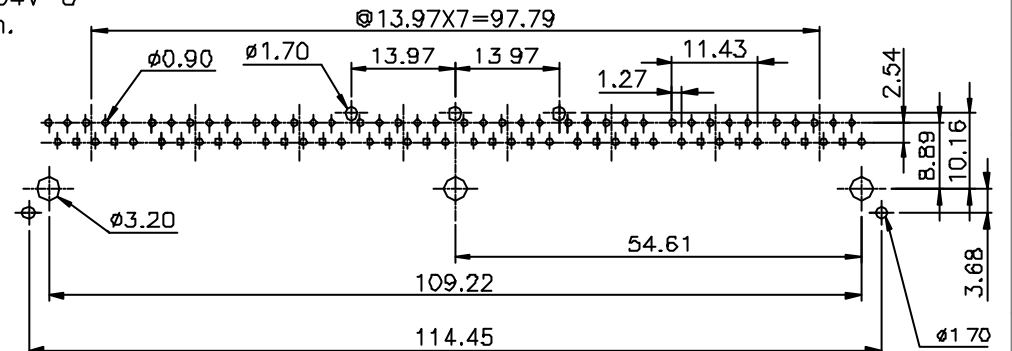
PART NUMBER: E590X-2XGX2X

NO. OF CONTACT
8- 8 CONTACTS
1-10 CONTACTS

1- 3u" 2- 6u" 3-15u"
4-30u" 5-50u" 6-Pd20u"

SHIELD:
3- TIN
5- NICKEL

5- FRONT PEG 3.68, WITH 3 GROUNDING TABS
6- FRONT PEG 3.68, WITH 5 GROUNDING TABS



PC Board Layout Component Side Shown

DELETED LISTS .0 ± 0.2 ± OD ± 0.15 ± DOO ± 0.075 ± ANGLES ± 0.5 THIRD ANGLE PROJECTION	NM (INCH) TOLERANCES EXCEPT AS NOTED	DFTD SAMMY DATE 08/18/02 CHKD LGY DATE 9/18/02 MFD DATE APPVL CZH DATE 9/18/02	FULL RISE ELECTRONIC CO., LTD	
	MATERIAL	QTY :	TITLE 20.57 PCB GANG JACK	
	FINISH :	SCALE :	DRAWING NO. GE593046 /PART NO SEE NOTE	SIZE A3 REV 0
	DO NOT SCALE DRAWING	SHEET OF	DO NOT SCALE DRAWING	