

Air Checker: Electronic Pressure Switch

New



Applicable fluid: Air, Non-corrosive gas, Non-flammable gas


New

PS1000 For Positive Pressure

PS1100 For Vacuum, Residual Pressure

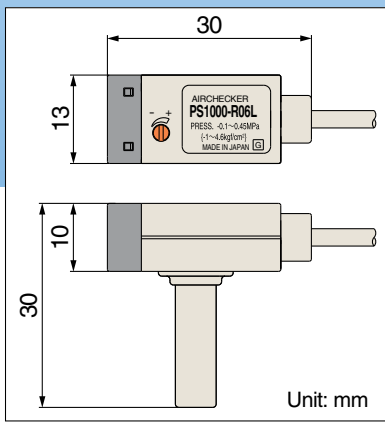
PS1200 For Vacuum

Compact/lightweight electronic pressure switch



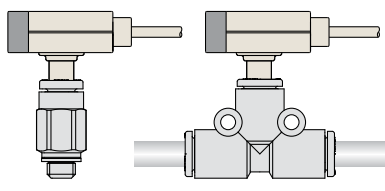
New Addition of vacuum range (-14.5 to 0 psi) (-100 to 0 kPa)
Easy adjustment of pressure setting trimmer

The diagram shows two pressure switches. The PS1200 (For vacuum) has a pressure setting trimmer that can be rotated 220 degrees to adjust the range from 14.5 psi (-100 kPa) to 0 psi (0 kPa). The PS1000/1100 has a pressure setting trimmer that can be rotated to adjust the range from 14.5 psi (-0.1 MPa) to 65 psi/58 psi (0.45 MPa/0.4 MPa).



2-wire type
Applicable to either NPN or PNP output

Easy mounting
Plug-in reducer port for One-touch fittings



High visibility
A large LED display for an easily visible switch

Refer to Best Pneumatics No. 6 for Pressure Switch Precautions, and the Operation Manual on our website for Specific Product Precautions.

Specifications

Model	PS1000	PS1100	PS1200
Switch output	Present pres. ≥ Setting pres.: ON		Present pres. ≤ Setting pres.: ON
Max. operating pressure	145 psi (1 MPa)		73 psi (500 kPa)
Set pressure range	-14.5 to 65 psi (-0.1 to 0.45 MPa)	-14.5 to 58 psi (-0.1 to 0.4 MPa)	-14.5 to 0 psi (-100 to 0 kPa)
Fluid	Air/Non-corrosive gas/Non-flammable gas		
Indicator light	ON: When red LED turns on		
Temperature characteristics	±3% F.S.		
Repeatability	±1% F.S.		
Hysteresis	4% F.S. or less	10% F.S. or less	
Load voltage	12 to 24 VDC ±10%, Ripple (p-p) 10% or less		
Load current	5 to 40 mA		
Leakage current	1 mA or less		
Internal voltage drop	5 V or less		
Operating temperature range	32 to 140°F (0 to 60°C) (No condensation)		
Insulation resistance	2 MΩ or more (500 VDC measured via megohmmeter) between terminals and housing		
Withstand voltage	1000 VAC (in 50/60 Hz) for 1 minute between terminals and housing		
Weight	5 g (Excluding lead wire)		
Port size	R06: ø6 reducer, R07: 1/4" reducer		
Enclosure	IP40		
Lead wire <small>Note)</small>	Grommet oil-resistant vinyl cabbtire code 2 cores, ø2.55, 3 m, Cross section: 0.18 mm ² , Insulator O.D.: 0.96 mm		
Wetted parts material	Pressured sensor part: Silicon, Body part: PBT, O-ring: HNBR		
Standards	CE (Option), RoHS		

Note) For wiring, refer to the Operation Manual on our website, <http://www.smcworld.com>

Series PS1000/1100/1200



How to Order

PS 10 00 - R06 L - Q

Output specifications

10	For positive pressure
11	For vacuum and residual pressure
12	For vacuum

Piping specifications

R06	ø6 reducer
R07	1/4" reducer

Option (CE-compliant)

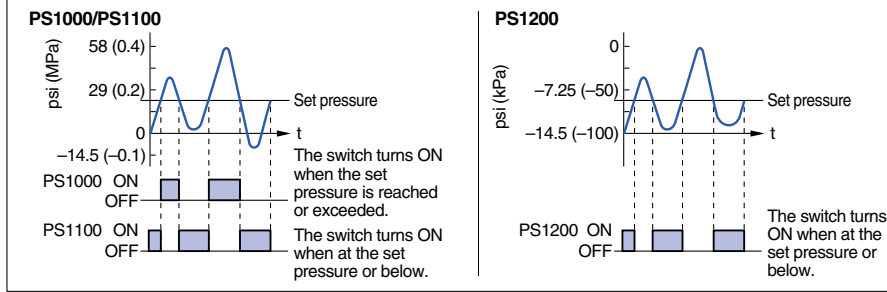
Nil	None
Q	CE-compliant

The PS1200 series is CE-compliant (with Q) only.

Lead wire length

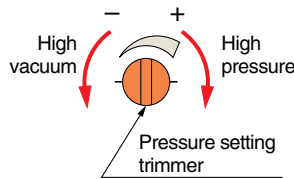
L	3 m
----------	-----

Switch Specifications



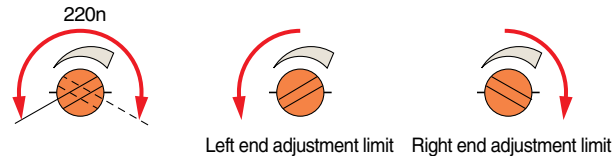
Setting of Pressure Switch

- u Use the pressure setting trimmer to set ON pressure.
- u Rotate clockwise to increase the set pressure. For setting vacuum, rotate counterclockwise.
- u To set, use a flat head screwdriver suited for the groove of the trimmer, and rotate it lightly with finger tip.

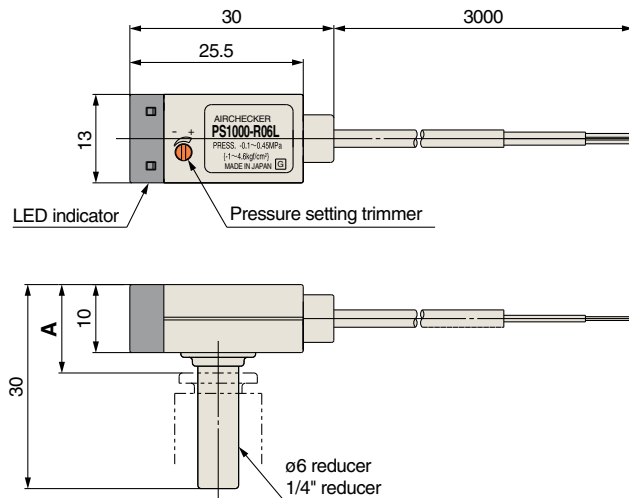


Trimmer

- Rotation angle of the trimmer is 220n
- There is a stop provided to prevent the trimmer from rotating beyond its limits. Rotation beyond the limit can damage the trimmer. Adjust the trimmer gently within the rotation angle.



Dimensions



Dimensions

Applicable One-touch fittings	A
KQ2H/L/T/S/Y06-M5	16
KQ2H/L07-M5	16
Other Series KQ2/KS	13
Series KJ	16

Revision history

Edition B Addition of PS1200 (For vacuum)

QS



SMC Corporation of America
10100 SMC Blvd., Noblesville, IN 46060

www.smcusa.com

SMC Pneumatics (Canada) Ltd.

www.smc Pneumatics.ca

(800) SMC.SMC1 (762-7621)

e-mail: sales@smcusa.com

For International inquiries: www.smcworld.com