

1. Descriptions

The KB1611R62 (KLB-11R) is a very small-sized chip LED which makes right
- angle mounting available.

2. Features

- ◆ Small Footprint Surface Mount Package (1.6 L × 0.55 W × 1.15 H [mm])
- ◆ Forward Voltage(V_F) from 1.5 to 2.3V @ Forward Current(I_F)=10mA
- ◆ Operation Temperature from -30°C to +85°C
- ◆ High Electric Static Discharge(ESD) Voltage above than 1,000V for HBM
- ◆ High Luminous Intensity(I_V) is typical 80mcd @ I_F =10mA

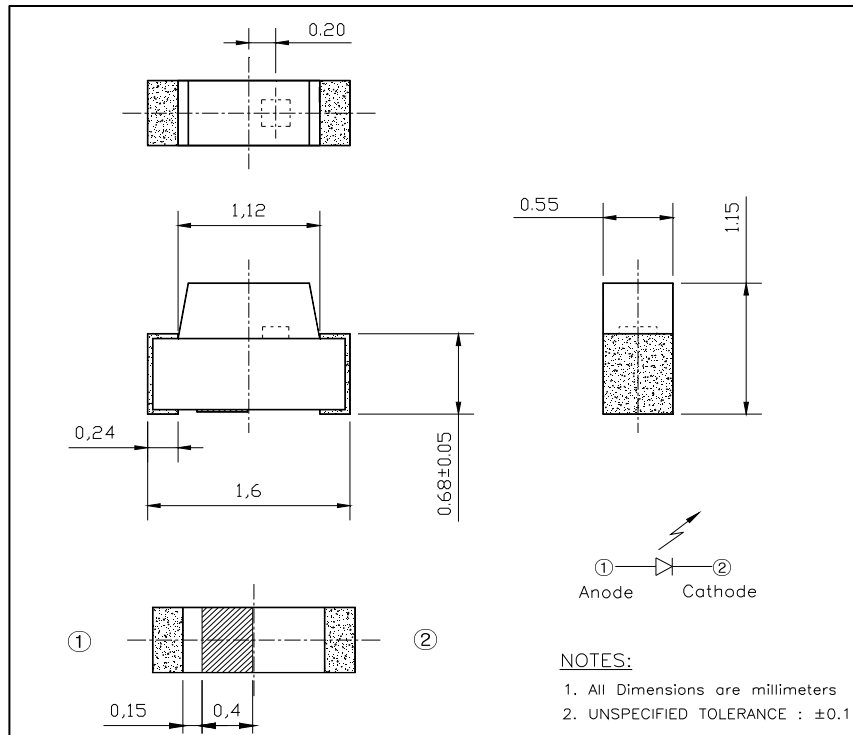
3. Application

- ◆ Cellular Phone Key Pad Back Light
- ◆ Indoor Display Modules
- ◆ Indicators for Electrical Appliances

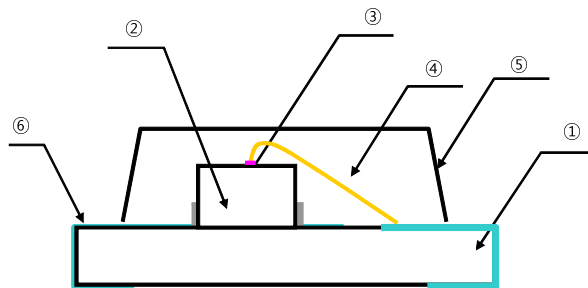
The contents of this data sheet are subject to change without advance notice for the purpose of improvement.
When using this product, would you please refer to the latest specifications.

4. Outline Dimensions and Material Descriptions

◆ **Outline Dimensions**



◆ **Material Descriptions**



No.	ITEM	Material
①	PCB	BT Resin
②	Paste	Ag Epoxy
③	LED Chip	AlGaInP
④	Wire	Au
⑤	Encapsulant	Clear Epoxy
⑥	Electrode	Au Plated Cu

The contents of this data sheet are subject to change without advance notice for the purpose of improvement. When using this product, would you please refer to the latest specifications.

KB1611R62 (KLB-11R)

5. Absolute Maximums

ITEM	Symbol	MIN	MAX	Unit	Conditions
Forward Current	I_F	-	20	mA	
Peak Forward Current*	I_{FP}	-	40	mA	
Power Dissipation	P_D	-	44	mW	
Reverse Voltage	V_R	-	5	V	
Operating Temperature	T_{OP}	-30	85	°C	
Storage Temperature	T_s	-40	100	°C	

* IFP Condition : Duty Ratio $\leq 1/10$, Pulse Width $\leq 0.1ms$

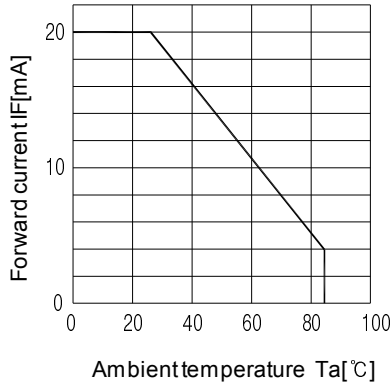
6. Electro-Optical Characteristics ($T_A = 25^\circ\text{C}$)

ITEM	Symbol	MIN	TYP	MAX	Unit	Conditions
Forward Voltage	V_F	1.5	-	2.3	V	$I_F=10mA$
Intensity	I_V	40	-	140	mcd	$I_F=10mA$
Dominant Wavelength	W_D	615	-	631	nm	$I_F=10mA$
Reverse Current	I_R	-	-	10	μA	$V_R=5V$
FWHM	$\Delta\lambda$	-	25	-	nm	$I_F=10mA$
Half angle	$\Delta\theta$	-	120	-	deg	$I_F=10mA$

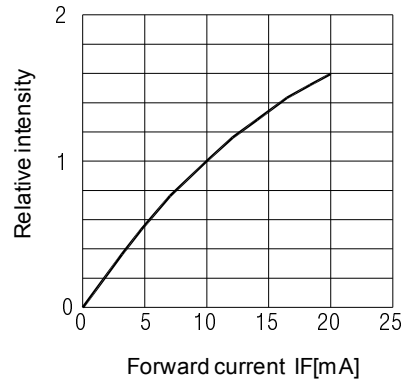
The contents of this data sheet are subject to change without advance notice for the purpose of improvement.
When using this product, would you please refer to the latest specifications.

8. Characteristic Graphs

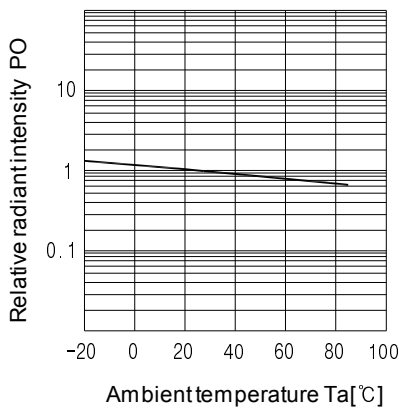
Forward current vs. Ambient temperature



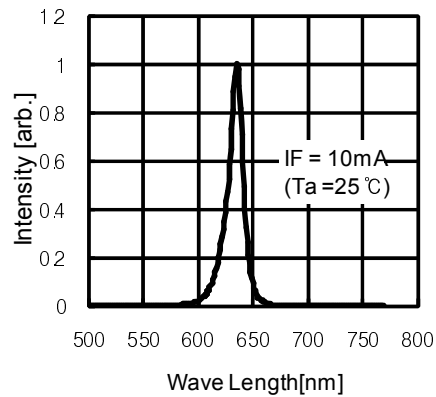
Radiant Intensity vs. Forward current



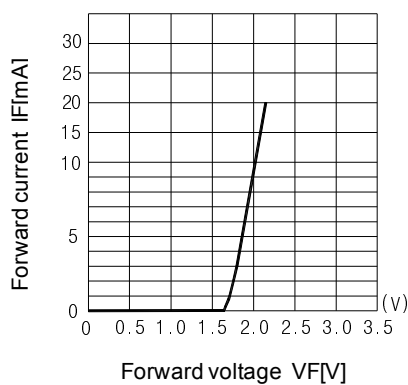
Relative radiant intensity vs. Ambient temperature



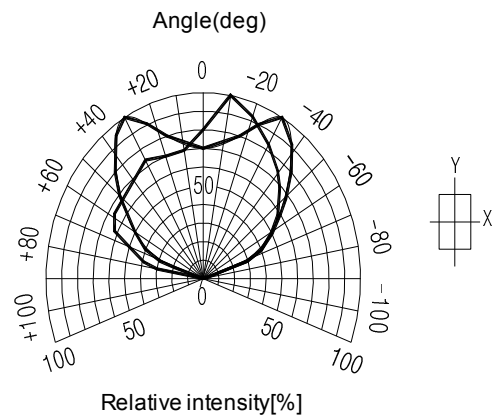
Relative intensity vs. Wavelength



Forward current vs. Forward voltage



Radiant Pattern



The contents of this data sheet are subject to change without advance notice for the purpose of improvement. When using this product, would you please refer to the latest specifications.