



# SS1060HEWS

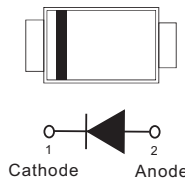
## SCHOTTKY BARRIER DIODE

### FEATURES

- SOD-323HE low profile package
- Low forward voltage drop, low reverse current
- High Efficiency
- In compliance with EU RoHS 2002/95/EC directives and with Halogen Free

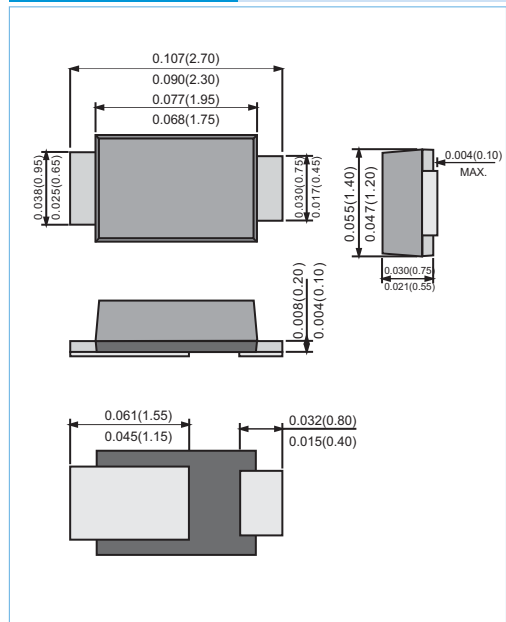
### APPLICATIONS

- Low voltage high frequency inverters
- DC/DC converters
- Polarity protection
- Freewheeling
- Marking : EW



SOD-323HE

Unit: inch (mm)



### ABSOLUTE MAXIMUM RATINGS (TA=25°C)

PARAMETER	SYMBOL	LIMITS	UNIT
Maximum Repetitive Peak Reverse Voltage	V <sub>RRM</sub>	60	V
Maximum Average Rectified Forward Current	I <sub>O</sub>	1.0	A
Peak Forward Surge Current (Half Sine Wave , 1 cycle , non-repetitive )	I <sub>FSM</sub>	22	A
Operating Junction Temperature Range	T <sub>J</sub>	-40 to +150	°C
Storage Temperature Range	T <sub>STG</sub>	-40 to +150	°C

### ELECTRICAL CHARACTERISTICS (TA=25°C)

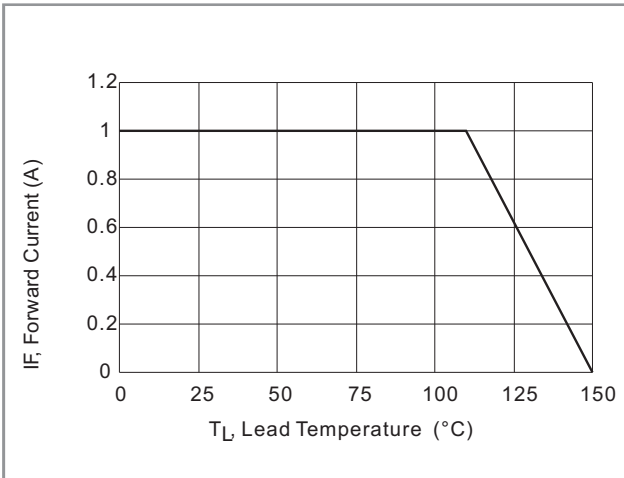
PARAMETER	SYMBOL	TEST CONDITIONS	MIN.	TYP.	MAX.	UNITS
Forward Voltage	V <sub>F1</sub>	I <sub>F</sub> =0.1A	-	0.38	0.43	V
	V <sub>F2</sub>	I <sub>F</sub> =0.7A	-	0.55	0.58	V
	V <sub>F3</sub>	I <sub>F</sub> =1.0A	-	0.63	0.68	V
Reverse Current	I <sub>R1</sub>	V <sub>R</sub> =5V	-	0.3	-	μA
	I <sub>R2</sub>	V <sub>R</sub> =60V	-	3	100	μA
Thermal Resistance (Note)	R <sub>θJA</sub>	Junction to Ambient	-	-	220	°C/W
	R <sub>θJL</sub>	Junction to Lead	-	-	50	°C/W

Note : Mounted on P.C Board with (15mmx50mm) copper pad areas.

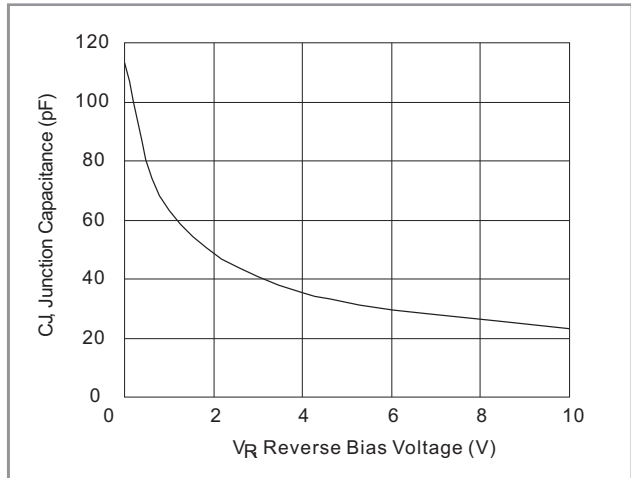
This data sheet contains data from the objective specification for new product development, assuming the target product has already initiated the development process. PANJIT reserves the right to change the specification in any manner without notice. Draft data sheet cannot be released without expressed authorization from the RD group associated, PMAE and HQA members. NO EXCEPTIONS. Draft data sheet will be provided to customer within 4 working days after the request is placed and reviewed.



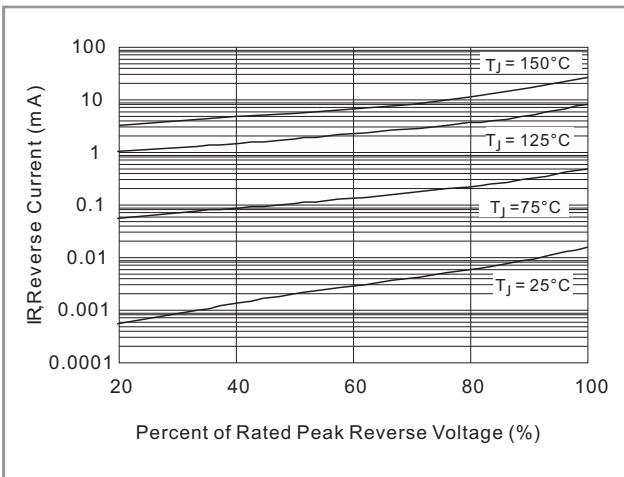
# SS1060HEWS



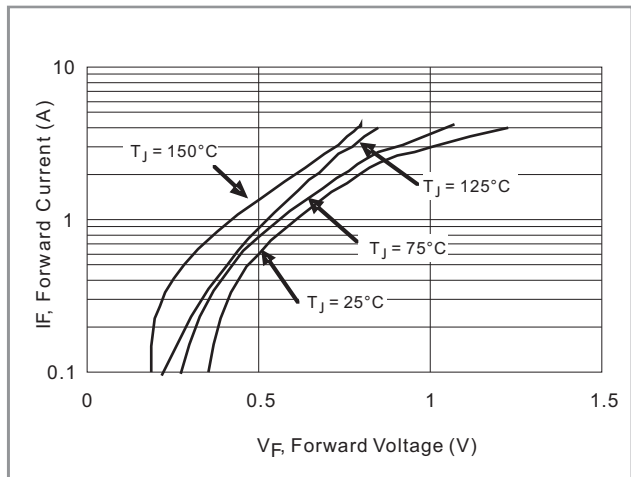
**Fig.1 Forward Current Derating Curve**



**Fig.2 Typical Junction Capacitance**



**Fig.3 Typical Reverse Characteristics**

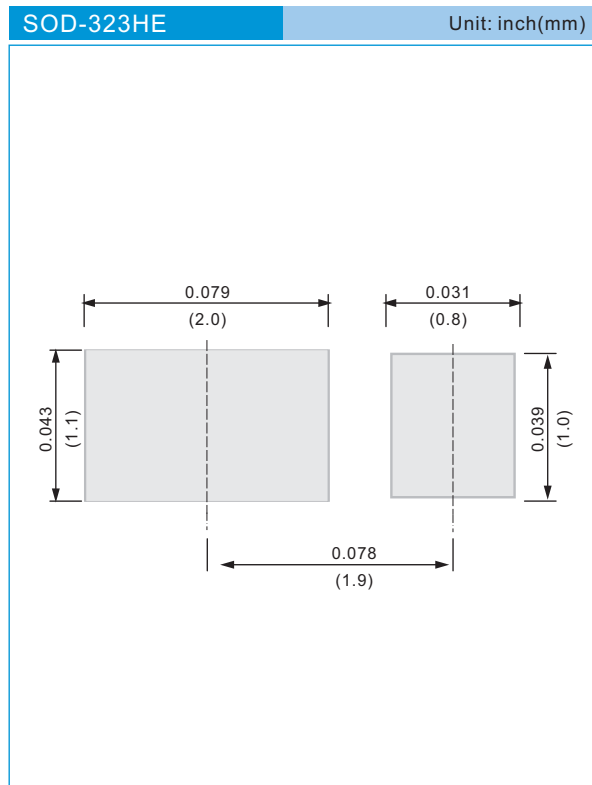


**Fig.4 Typical Forward Characteristics**



# SS1060HEWS

## MOUNTING PAD LAYOUT



## ORDER INFORMATION

- Packing information  
T/R - 12K per 13" plastic Reel  
T/R - 5K per 7" plastic Reel

## LEGAL STATEMENT

### Copyright PanJit International, Inc 2010

The information presented in this document is believed to be accurate and reliable. The specifications and information herein are subject to change without notice. Pan Jit makes no warranty, representation or guarantee regarding the suitability of its products for any particular purpose. Pan Jit products are not authorized for use in life support devices or systems. Pan Jit does not convey any license under its patent rights or rights of others.