

Types L, M and N Daughter Board Connectors with DIN Cavities

DIN Contacts

DIN contacts can be fitted to types L, M and N male and female housings. These housings have 3 or 6 4.8mm [.189] diameter cavities for high current, coaxial or fiber optic contacts conforming to DIN 41626.

Female housings are press fit to the daughter cards.

Contacts for these housings are shown on pages 217-219.

Electrical Characteristics — page 92, also refer to DIN specifications.

Materials and Finish


Glass filled polyester housing, gray, UL94 V-0 rated.
Phosphor-bronze signal contacts.
Contact area 0.8µm Au over 1.3µm Ni.
ACTION PIN contact 0.5µm Sn/Pb over 1.3 µm Ni

Coding Keys for type L & M, page 227.


Board layout page 244 for guidance only.

Note:

Housings must be reamed to accept DIN Fiber Optic Contacts. Use AMP tool pn 434779-1 to ream the cavities. Fiber Optic Contacts are available from specialist manufacturers.



Type L
6 DIN cavities




Type M
55 signal contacts and
3 DIN cavities



Guiding & polarizing lugs

Type N
3 DIN cavities



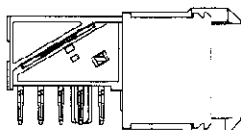
Type L, M, N Connectors with DIN contact cavities for high current, coaxial and fiber optic connections

Plastic modules provide press-fit, polarized assembly onto free boards. Cavities accept high current, coaxial or fiber optic contacts as per DIN 41626.

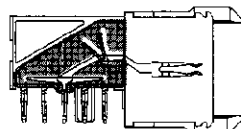
Illustration left, shows Type L connector, top to bottom:

- high current contact, to-board
- high current contact, to-cable
- fiber optic contact
- fiber optic contact
- coaxial contact, to-cable
- coaxial contact, to-board

Standard Version



Reduced Crosstalk Version



e d c b a
Row c to ground

Part Numbers	
Type L	100746-1
Type M	100750-1
Type M Reduced CrossTalk	188215-1
Type M with upper Ground Return Shield fitted	352177-1
Type M Reduced CrossTalk with Upper Shield	352380-1
Type M lower Ground Return Shield	352112-2
Type N	100752-1