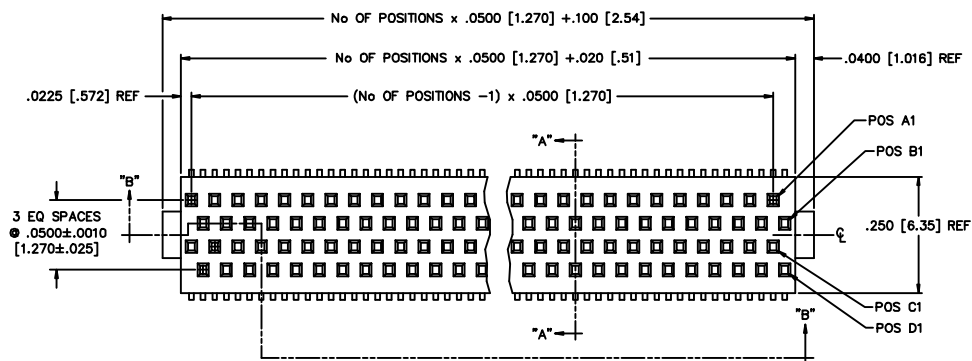


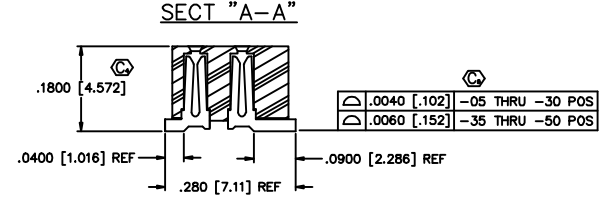
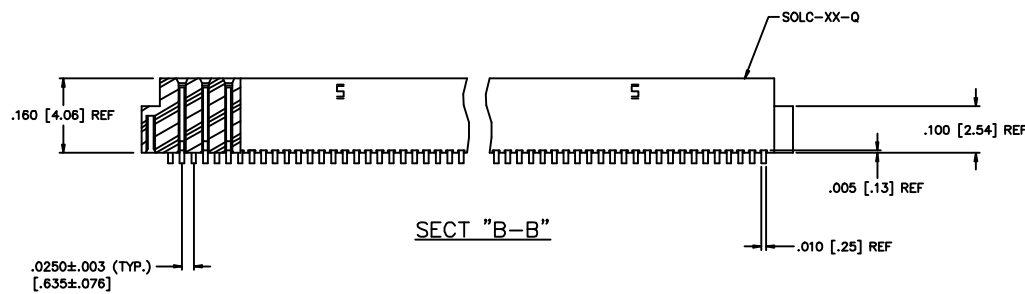
TABLE 1	
LEAD STYLE	BOARD SPACE WHEN MATED WITH TOLC
-02	.250 [6.35]

DIMENSIONS ARE IN INCHES		TOLERANCES ARE:	
ONE PLACE DECIMALS ± .1	THREE PLACE DECIMALS ± .005	ANGLES ± 5°	
TWO PLACE DECIMALS ± .01	FOUR PLACE DECIMALS ± .0020		

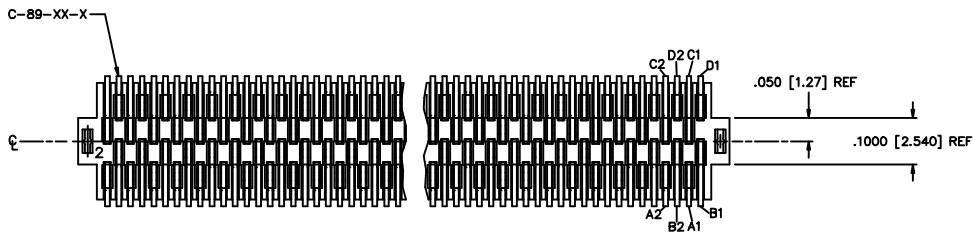


SOLC-1XX-XX-XXX-Q-X

- Options**
- LC: LOCKING CLIP (SEE FIG 2, SHT 2) (NOT AVAILABLE WITH -A)
  - A: ALIGNMENT PINS (SEE FIG 3, SHT 2) (USE SOLC-XX-Q-A) (NOT AVAILABLE WITH -LC)
  - TR: TAPE & REEL
  - P: PICK & PLACE PAD (USE MPP-07, SEE FIG 4, SHT 2)
  - K: POLYIMIDE FILM PAD (.005 [.13] THICK W/ SILICONE ADHESIVE)(SEE FIG 5, SHT 2) (USE K-500-300)
- Row Spec**
- Q: QUAD (USE SOLC-XX-Q)
- Lead Style**
- 02: (USE C-89-01-X)
- Plating Spec**
- F: SELECTIVE FLASH GOLD .000003 GOLD ON CONTACT AREA, GOLD FLASH ON TAIL (SEE NOTE 4)
  - L: SELECTIVE LIGHT GOLD .000010 GOLD ON CONTACT AREA, GOLD FLASH ON TAIL (SEE NOTE 4)
  - S: SELECTIVE GOLD .000030 GOLD ON CONTACT AREA, GOLD FLASH ON TAIL
  - STL: SELECTIVE TIN LEAD .000030 GOLD ON CONTACT AREA, TIN ON TAIL



DO NOT SCALE FROM THIS PRINT



**PACKAGING VIEW**

TABLE		
NONE		
-LC, -A, -K, -K-LC, -K-A	PT-1-24-11-63	TP-09
-P, -P-LC, -P-A	PT-1-24-01-61	TP-03

PLOT SCALE 1=,1

**PROPRIETARY NOTE**  
 THIS DOCUMENT CONTAINS INFORMATION CONFIDENTIAL AND PROPRIETARY TO SAMTEC INC. AND SHALL NOT BE REPRODUCED OR TRANSMITTED TO OTHER DOCUMENTS OR DISCLOSED TO OTHERS OR USED FOR ANY PURPOSE OTHER THAN THAT FOR WHICH IT WAS OBTAINED WITHOUT THE EXPRESSED WRITTEN CONSENT OF SAMTEC INC.

- NOTE:
1. MINIMUM PUSHOUT FORCE: .5 LB.
  2. PARTS TO BE PACKAGED IN TUBES.
  3. Ⓢ INDICATES A CRITICAL DIMENSION.
  4. -S PLATING CAN BE SUBSTITUTED FOR -L & -F PLATING.

FIG. 1

**samtec** MISC/MKTD SOLC-MKT

520 PARK EAST BLVD. NEW ALBANY, INDIANA 47150  
 PHONE (812) 944-6733 P.O. BOX 1147  
 CODE 55322

MADE BY: D PURVIS 03-19-96 SOLC-1XX-XX-XXX-Q-XX  
 SHEET 1 OF 2