




SLIDE SWITCHES

CL-SA



A *Nidec* Group Company


COPAL ELECTRONICS

All for dreams

■ Ideal for replacing jumper pins

SLIDE SWITCHES

CL-SA



►FEATURES

- Correspond to rating current 500mA
- Possible to continue mounting with 2.54mm pitch
- RoHS compliant

►APPLICATION

- Inverters
- Broadcast equipment camera
- Monitoring camera
- Switching equipment
- Portable base station
- Telecommunication equipment
- Industrial equipment etc.

►PART NUMBER DESIGNATION

Series name	CL-SA	-1	2	C	-0	2	From of packaging
No. of poles	1: 1 pole		2: 2 positions		C: PC terminal C4: PC terminal-R/A (Right angle)		Blank: Bulk in Plastic bag
No. of positions	2: 2 positions		C: PC terminal C4: PC terminal-R/A (Right angle)		C: PC terminal C4: PC terminal-R/A (Right angle)		Contact material
Shape of terminal	C: PC terminal C4: PC terminal-R/A (Right angle)		C: PC terminal C4: PC terminal-R/A (Right angle)		C: PC terminal C4: PC terminal-R/A (Right angle)		2: Gold
							Knob length • Color
							0: Short • White 2: Short • Red

►STANDARD SPECIFICATIONS

Operating temperature range	-40 ~ 85 °C
Storage temperature range	
Sealing	Non Washable

►MECHANICAL CHARACTERISTICS

Stroke	1.6mm	
Operation force	2.5±1.5N {0.26±0.15 kgf}	
Load life	Rated load	2,000 cycles
	No load	10,000 cycles
Soldering heat	Flow 260±3°C 5~6s, 2 times max. ※Except R/A terminal (CL-SA-12C4-*2)	
	Manual soldering 380±10°C, 3~4s	

►ELECTRICAL CHARACTERISTICS

Contact rating	Non-switching	DC50V 500mA
	Switching	DC12V 500mA
	Minimum	DC20mV 1μA
Initial contact resistance	22mΩ max.	
Insulation resistance	10,000MΩ min. (DC 100V)	
Dielectric voltage	AC500V 60s	

►PACKAGING SPECIFICATION

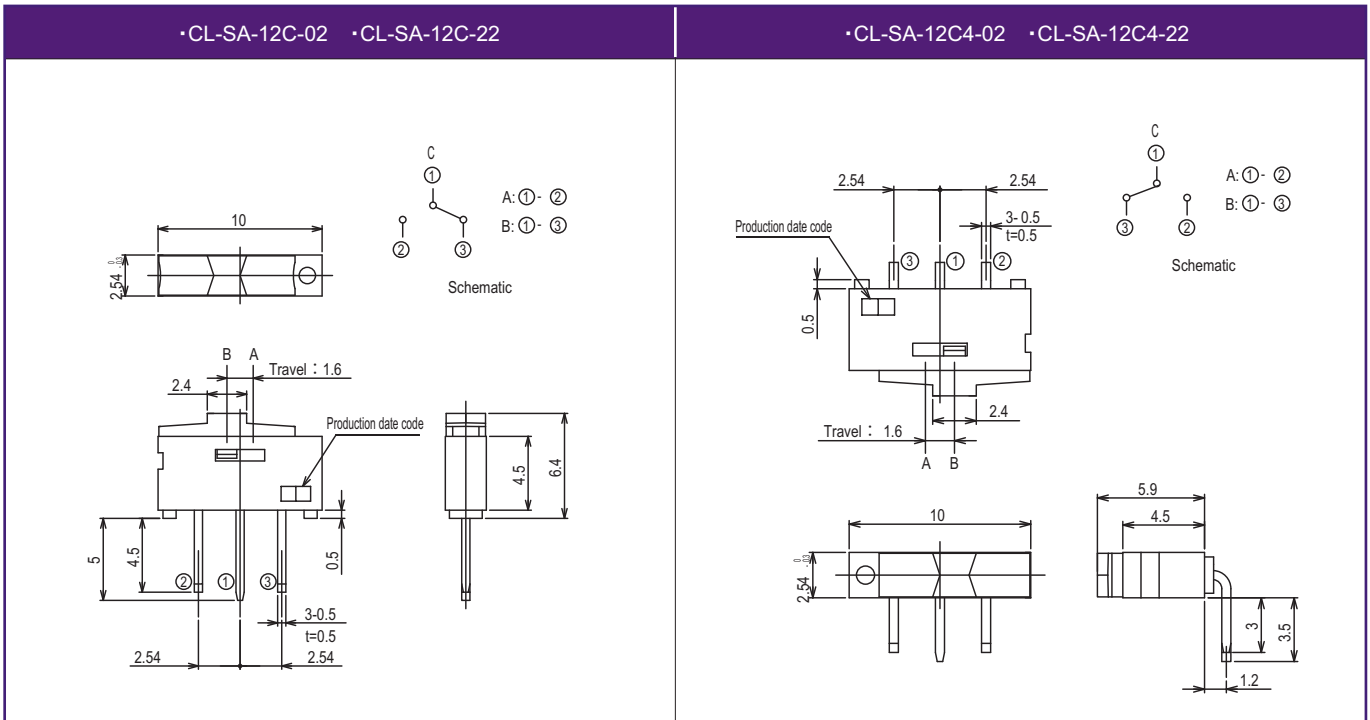
Plastic bag	50pcs. / pack
-------------	---------------

▶LIST OF PART NUMBERS

No. of poles	No. of contacts	Contact material	Knob length · Color	Shape of terminal	Part number	From of packaging	Pieces in package
1	2	Gold	Short · White	PC terminal	CL-SA-12C-02	Plastic bag	50pcs./pack
			Short · Red		CL-SA-12C-22		
			Short · White	PC terminal -R/ A	CL-SA-12C4-02		
			Short · Red		CL-SA-12C4-22		

▶OUTLINE DIMESIONS

※Unless otherwise specified, tolerance : ±0.3(Unit: mm)



▶SIZE OF P.C.B. PROCESSING

(Unit: mm)

