

RT360™

Circular Connectors



RT360™ industrial circular connectors are multiway connector available in 6 shell sizes and 22 insert arrangements with a variety of wire gauge options. RT360 industrial circular connectors were designed to be intermateable with other industry standard connectors, such as the Souriau TRIM TRIO UTG and UTP industrial connector families and Cannon Trident series.

Features & Benefits

RT Series

- 6 shell sizes and 11 insert configurations
- Offer standard insert arrangements from 4-28 contacts, mixed Power and Signal arrangements
- Operating voltage of 300V
- Current rating: 13A(signal contacts)
- Alternate keying positions available
- Plastic inserts with flammability rating of UL94-VO
- RoHS compliant

RTOW Series

- 6 shell sizes and 5 insert configurations
- Mating with MIL-C-24682 series connectors
- High density arrangements from 6-32 contacts
- Operating voltage of 150V
- Current rating of 7.5A with machined contacts and 5A with stamped and formed contacts
- Alternate keying positions available
- Plastic inserts with flammability rating of UL94-VO
- RoHS compliant

RTHP Series













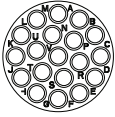


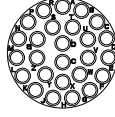

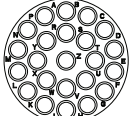
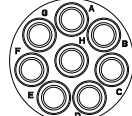
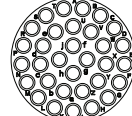
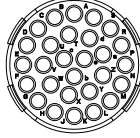
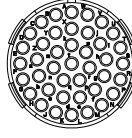
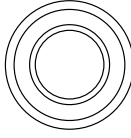
- 4 shell sizes and 5 insert configurations
- Single pole High Power arrangements
- 3.6mm-10mm contact sizes
- Operating voltage of 630V
- Current rating: 56A-455A (see page 5)
- Plastic inserts with flammability rating of UL94-VO
- RoHS compliant

Shells	Zinc Alloy
Backshells and Cable Glands	Zinc Alloy
Coupling Ring	Aluminum
Coupling Spring	Spring Stainless Steel
Interfacial Seal	Silicone
Insert	Glass-filled Thermoplast UL94-V0
Finish	Nickel
RoHS Compliant	Yes
Operating Temp	-40°C to +105°C
Insulation Resistance	5000 MΩ min.
Durability	500 matings and unmatings
Vibration Resistance	per MIL-STD202 method 204
Thermal Shock	per MIL-STD202 method 207
Corrosion	Salt spray per MIL-STD 202, method 101; 48h (standard version), 96h (black anodised coupling ring) *Higher salt spray resistance (200/500h) upon request.
Degree of Water Protection per DIN 40050	Dynamic IP67 / IP68 in mated condition and in combination with sealed back shell.

Part Ordering Guide : RT/RTOW/RTHP Series Plugs & Receptacles Reference RT360™ Circular Connector Catalog.

RT	O	16	19	P	N	*	*	*
SERIES	SHELL TYPE	SHELL SIZE	INSERT ARRANGEMENT	TYPE OF CONTACTS	INSERT POLARIZATION	APPLICATION	PLATING	DESIGN VARIATION
RT	O: Standard	10, *12, *14, *16, 18, *20	See Catalog	P: Pin Contacts	N: Standard	See Catalog	See Catalog	See Catalog
RTOW	6: High Density	*RTHP Only		S: Socket Contacts	*W, X, Y, Z: Custom orientation			
RTHP	7: Jam Nut Recep.					*RT/RTOW Only		

RT360™ Series Insert Configurations

	RT			RTOW	RTHP Radsok®	
	#16 Contacts (1.6mm) 13A/250V	VDE Versions Mixed Power/Signal	Contacts (2.5mm)	#20 Contacts (1.0mm) 5A/150V (1) 7.5A/150V (2)	Single Pin Power	
Note: Specific to RTOW, (1) refers to Stamped and Formed contacts; (2) refers to Machined contacts.						
Shell 10	 10-4	 10-2 2x#16(13A)/2X#20(5A) 350V AC/DC	N/A	 10-6	N/A	
Shell 12	 12-3	 12-8	N/A	 12-10	 12-1 1x3.6mm (86A) 600V AC/DC	
Shell 14	 14-12 1x3.6mm	 14-2 2x2.5(23A)/2x#16(13A) 350V AC/DC	 14-4 (23A) 350V AC/DC	 14-19	 14-1 1x6mm (116A) 600V AC/DC	
Shell 16	 16-19	 16-4 4xø3.6(46A) 400 AC/DC	 16-9 4x2.5mm 5x#16	N/A	 16-26	 16-1 1x8mm (185A) 600V AC/DC
Shell 18	 18-23	N/A	 18-8 (23A) 375V AC/DC	 18-32	N/A	
Shell 20	 20-28	N/A	N/A	 20-41	 20-1 1x10mm (342A) 600V AC/DC	

Note: All dimensions are in mm. Face Views are not actual size and are only meant as a representation.

John Blood, Program Manager

Toll Free: 1.800.394.7732 Ext. 8641 blood@sineco.com

© 2011 Amphenol Sine Systems Corporation. Every effort has been made to ensure that the information contained in this document is accurate at the time of publication. Specifications or information stated in this document are subject to change without notice.