



RLT1060M-1WG



TECHNICAL DATA

High Power Infrared Laser Diode

High power, multi mode, broad stripe laser diode, featuring high reliability and long lifetime. Suitable for many applications including medical laser therapy and defense

Features

- Lasing Mode Structure: multi mode
- Peak Wavelength : typ. 1060 nm
- Optical Output Power: 1W
- Package: TO 9 mm



Electrical Connection

| Pin Configuration | | Bottom View | | | | | | | | |
|-------------------|--|-------------|----------|---|------------|---|--------------------|---|----------|--|
| | <p><i>n-type</i></p> <table border="1"> <thead> <tr> <th>PIN</th> <th>Function</th> </tr> </thead> <tbody> <tr> <td>1</td> <td>LD Cathode</td> </tr> <tr> <td>2</td> <td>LD Anode, PD Anode</td> </tr> <tr> <td>3</td> <td>PD Anode</td> </tr> </tbody> </table> | PIN | Function | 1 | LD Cathode | 2 | LD Anode, PD Anode | 3 | PD Anode | |
| PIN | Function | | | | | | | | | |
| 1 | LD Cathode | | | | | | | | | |
| 2 | LD Anode, PD Anode | | | | | | | | | |
| 3 | PD Anode | | | | | | | | | |

Absolute Maximum Ratings ($T_C=25^\circ\text{C}$)

| Item | Symbol | Value | Unit |
|----------------------------|-----------|-------------|------------------|
| CW Output Power | P_O | 1000 | mW |
| Operating Case Temperature | T_C | -20 ... +50 | $^\circ\text{C}$ |
| Storage Temperature | T_{stg} | -40 ... +85 | $^\circ\text{C}$ |

Specifications ($T_C=25^\circ\text{C}$)

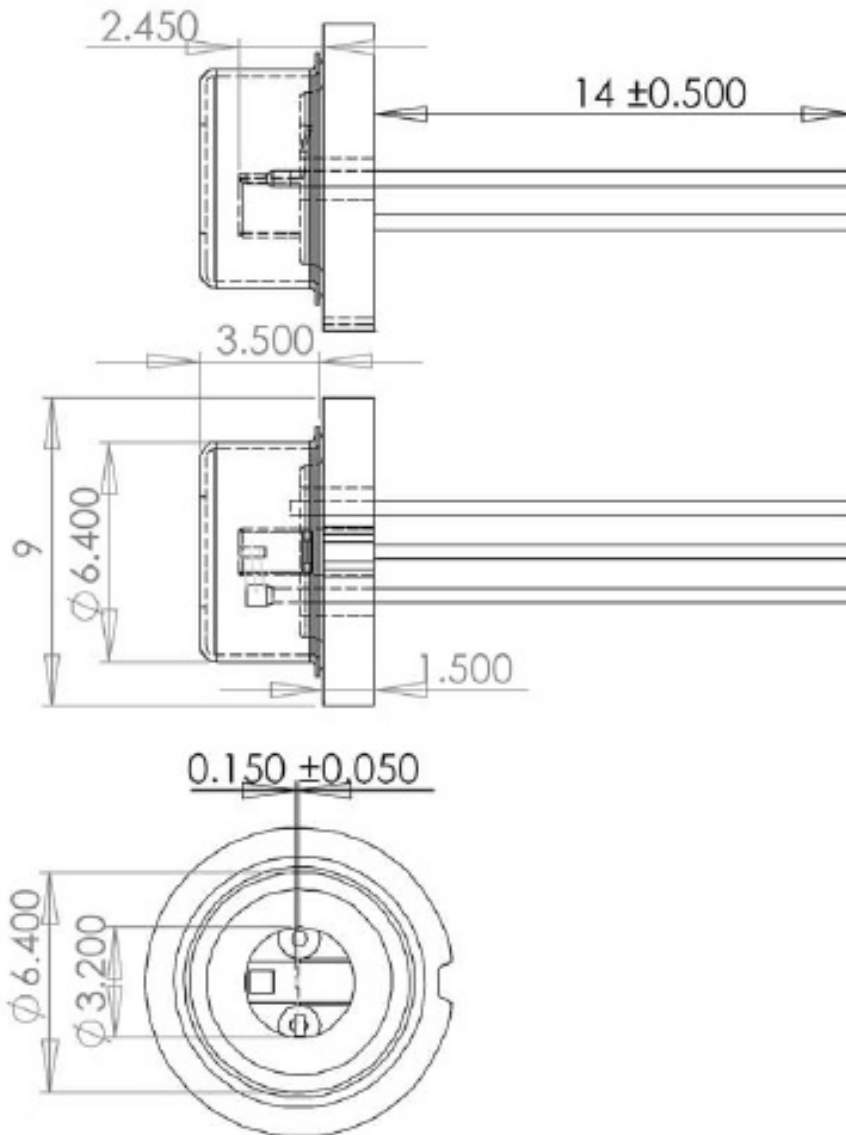
| Item | Symbol | Min. | Typ. | Max. | Unit |
|---------------------------------|------------------|-------|---------|------|---------------|
| Optical Specification | | | | | |
| CW Output Power | P_O | - | 1000 | - | mW |
| Peak Wavelength | λ_P | 1055 | 1060 | 1069 | nm |
| Spectral Width (FWHM) | $\Delta\lambda$ | - | 3 | 5 | nm |
| Far Field (FWHM) | $\theta_{ }$ | - | 8 | 11 | deg |
| | θ_{\perp} | - | 30 | 35 | deg |
| Emitting Aperture | W x H | | 100 x 1 | | μm |
| Lifetime | | 10000 | - | - | h |
| Electrical Specification | | | | | |
| Threshold Current | I_{th} | - | 0.3 | 0.6 | mA |
| Operating Current | I_{op} | - | 1.4 | 1.6 | A |
| Slope Efficiency | η | 0.8 | 0.9 | - | W/A |
| Operating Voltage | U_{op} | - | 1.3 | 1.6 | V |
| Photodiode Current | I_{PD} | 0.5 | 0.7 | 0.9 | mA |

The above specifications are for reference purpose only and subjected to change without prior notice.



Package Dimensons

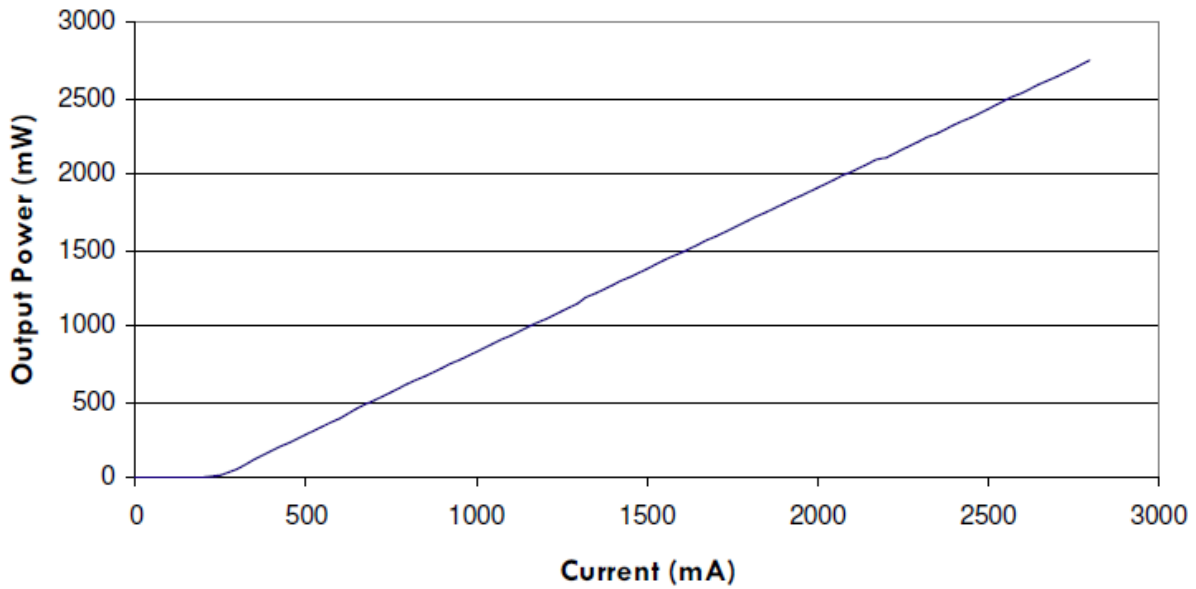
9 mm Package (Unit:mm)



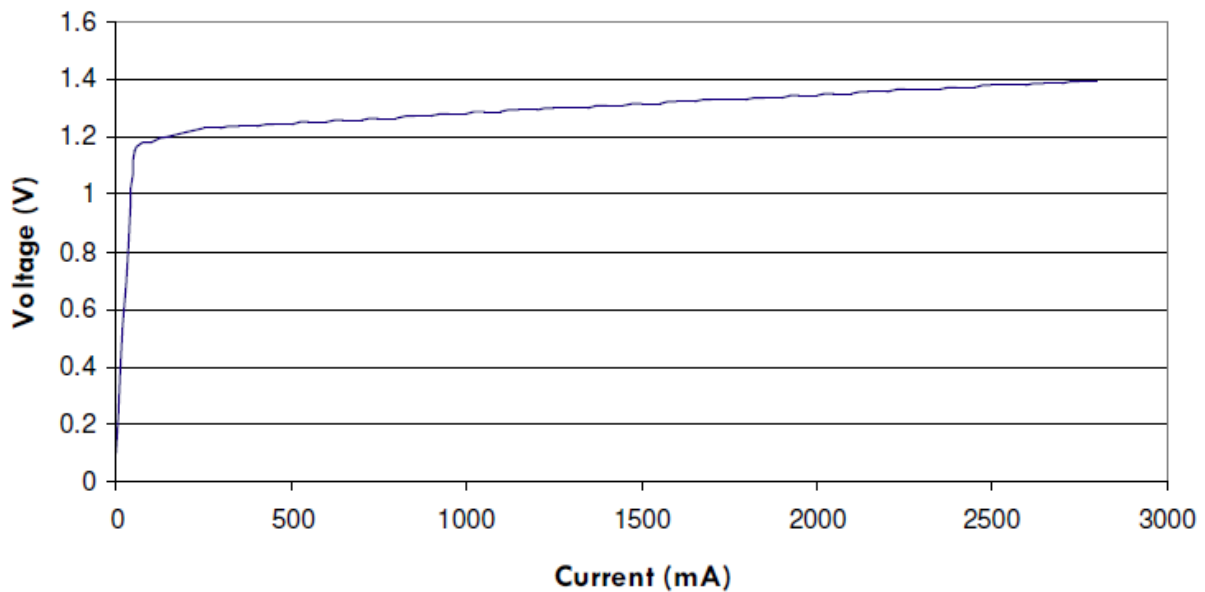


Typical Performance Characteristics

Operation Current vs. Output Power




Operation Current vs. Operation Voltage





Safety of Laser light

- Laser Light can damage the human eyes and skin. Do not expose the eye or skin directly to any laser light and/or through optical lens. When handling the LDs, wear appropriate safety glasses to prevent laser light, even any reflections from entering to the eye. Focused laser beam through optical instruments will increase the chance of eye hazard.
- **WARNING: Laserdiode is emitting invisible light**



Cautions

1. Operating methode

- This LD shall change its forward voltage requirement and optical output power according to temperature change. Also, the LD will require more operation current to maintain same output power as it degrades.
- Confirm that electrical spike current generated by switching on and off does not exceed the maximum operating current level specified herein above as absolute maximum rating. Also, employ appropriate countermeasures to reduce chattering and/or overshooting in the circuit.

2. Static Electricity

- Static electricity or electrical surges will reduce and degrade the reliability of the LDs. It is recommended to use a wrist trap or anti-electrostatic glove when handling the product.

3. Absolute Maximum Rating

- Active layer of LDs shall have high current density and generate high electric field during its operation. In order to prevent excessive damage, the LD must be operated strictly below absolute maximum rating.

