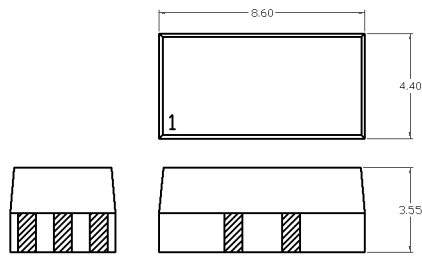
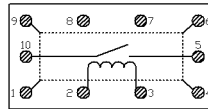


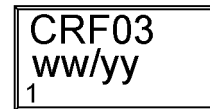
DIMENSIONS (mm)
 Unspecified Tolerances $\pm 0.25\text{mm}$



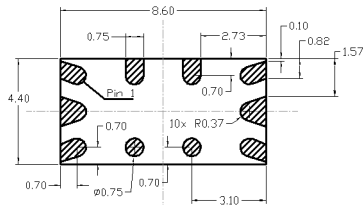
SCHEMATIC
 Top View



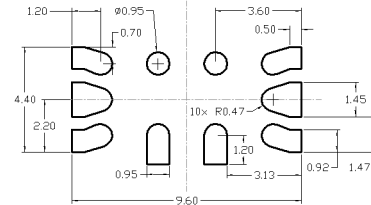
MARKING
 Top View



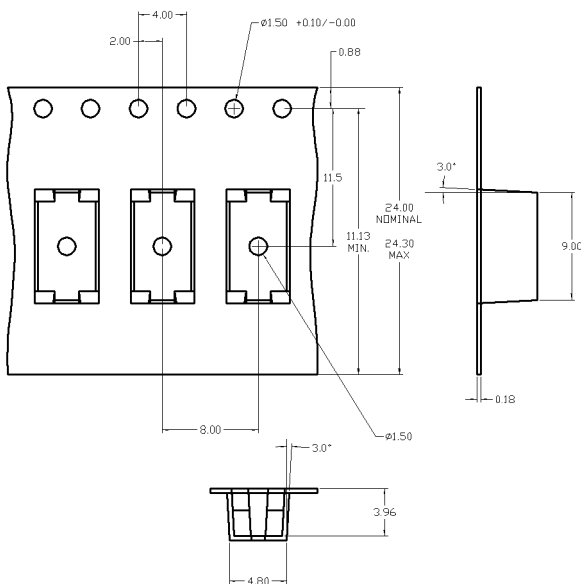
RELAY PAD LAYOUT (mm)
 Bottom View



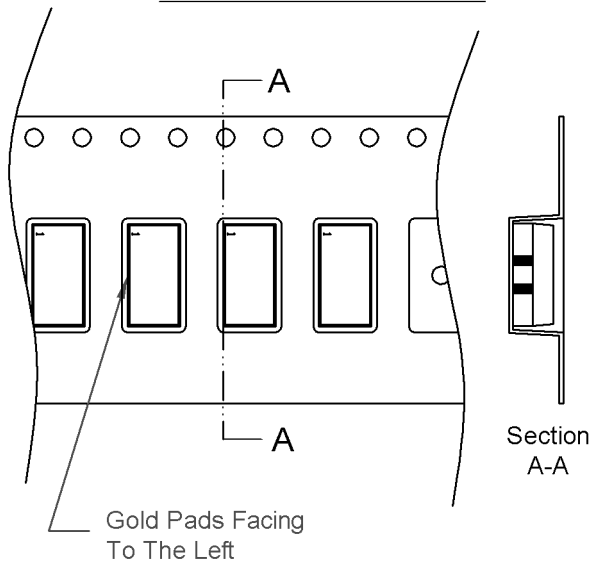
RECOMMENDED PCB LAYOUT (mm)
 Top View



PACKAGING (mm)



RELAY PACKAGING ORIENTATION



unspecified tolerances acc. to DIN ISO 2768-m



Europe: +49 / 7731 8399 0 | Email: info@meder.com
 USA: +1 / 508 295 0771 | Email: salesusa@meder.com
 Asia: +852 / 2955 1682 | Email: salesasia@meder.com

Item No.:
9603180022
 Item:
CRF03-1A

Products for tomorrow...

Coil Data at 20 °C	Conditions	Min	Typ	Max	Unit
Coil resistance		63	70	77	Ohm
Coil voltage			3		VDC
Rated power			129		mW
Pull-In voltage				2,25	VDC
Drop-Out voltage		0,45			VDC

Contact data 80/1	Conditions	Min	Typ	Max	Unit
Contact-No.			80/1		
Contact-form			A		
Contact-material			Iridium		
Contact rating	Any DC combination of V & A			10	W
Switching voltage	DC or Peak AC			170	V
Switching current	DC or Peak AC			0,5	A
Carry current	DC or Peak AC			1	A
Contact resistance static	Measured with 40% overdrive			200	mOhm
Contact resistance dynamic	Maximum value 1,5 ms after excitation			250	mOhm
Insulation resistance	RH <45 %, 100 V test voltage	1			TOhm
Breakdown voltage	according to IEC 255-5	250			VDC
Operate time incl. bounce	measured with 40% overdrive			0,6	ms
Release	measured with no coil excitation			0,05	ms
Capacity	@ 10 kHz across open switch		0,4		pF

Special Product Data	Conditions	Min	Typ	Max	Unit
Insulation resistance Coil/Contact	RH <45%, 200 VDC test voltage	10			TOhm
Dielectric Strength Coil/Contact	according to EN 60255-5	1,5			kV DC
Housing material			Ceramic		
Sealing compound			mineral filled epoxy		
Connection pins			Au plated		
Remark			RF Data available upon request, please consult factory		

Environmental data	Conditions	Min	Typ	Max	Unit
Shock	1/2 sine wave duration 11ms			50	g
Vibration	from 10 - 2000 Hz			20	g
Operating temperature		-40		125	°C
Storage temperature		-55		125	°C
Soldering temperature	max. 5 sec			260	°C
Washability			fully sealed		

Modifications in the sense of technical progress are reserved

Designed at: 18.12.02 Designed by: LMOLONEY
 Last Change at: 05.10.11 Last Change by: CRUF

Approval at: 23.11.09 Approval by: TLANE
 Approval at: 05.10.11 Approval by: CRUF

Version: 04