



# TAI-SAW TECHNOLOGY CO., LTD.

No. 3, Industrial 2nd Rd., Ping-Chen Industrial District,  
Taoyuan, 324, Taiwan, R.O.C.  
TEL: 886-3-4690038 FAX: 886-3-4697532  
E-mail: [tstsales@mail.taisaw.com](mailto:tstsales@mail.taisaw.com) Web: [www.taisaw.com](http://www.taisaw.com)

## Approval Sheet For Product Specification

Issued Date:

Product Name: SAW Filter 495MHz SMD 5.0x5.0mm

TST Parts No.:TB0707A

Customer Parts No.: \_\_\_\_\_

Company: _____
Division: _____
Approved by : _____
Date: _____

Checked by: \_\_\_\_\_ Andy Yu *Andy Yu*

Approval by: \_\_\_\_\_ Francis Chen *Francis Chen*

Date: \_\_\_\_\_ 2008/11/14



# TAI-SAW TECHNOLOGY CO., LTD.

No. 3, Industrial 2nd Rd., Ping-Chen Industrial District,  
Taoyuan, 324, Taiwan, R.O.C.

TEL: 886-3-4690038 FAX: 886-3-4697532

E-mail: [tstsales@mail.taisaw.com](mailto:tstsales@mail.taisaw.com) Web: [www.taisaw.com](http://www.taisaw.com)

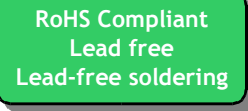
SAW Filter 495 MHz SMD 5.0mmX5.0mm

MODEL NO.: TB0707A

preliminary

## A. MAXIMUM RATING:

1. Operating Temperature: -25°C to +70°C
2. Storage Temperature: -40°C to +85°C
3. Maximum Input Power : 10dBm



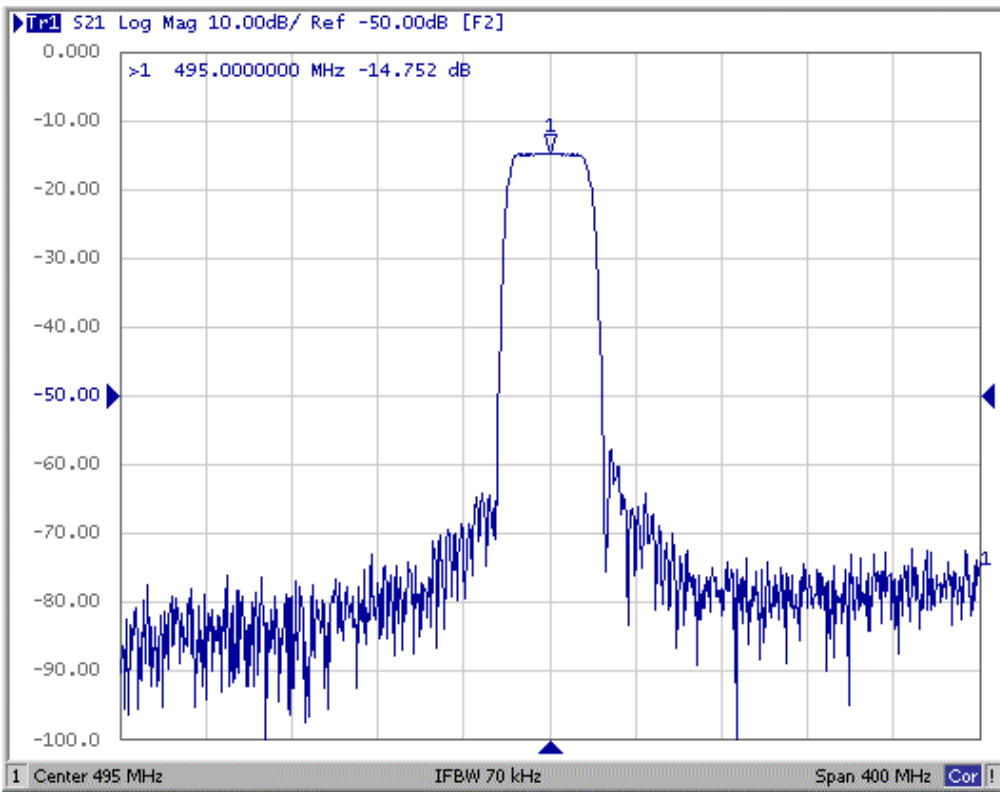
## B. ELECTRICAL CHARACTERISTICS:

1. Ambient Temperature: 25 °

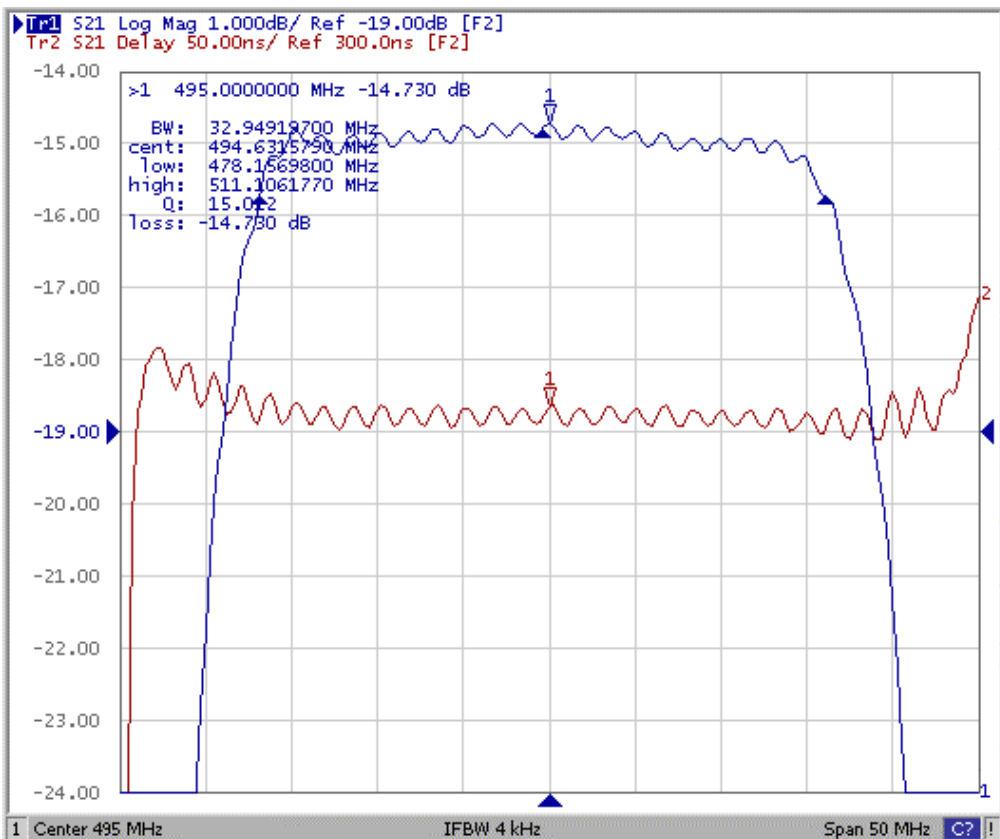
Item		Min.	Typical	Max.	
Center frequency	Fc	MHz	-	495	-
Insertion loss at Fc		dB	-	14.7	18
Bandwidth at -1.0dB		MHz	30.0	33.0	-
Bandwidth at -6.0dB		MHz	-	39.0	42.0
Bandwidth at -25.0dB		MhZ		46.0	50.0
Amplitude Ripple (Fc ± 15 MHz)		dB	-	0.4	1
Group Delay Ripple (Fc ± 15 MHz)		nS	-	30	100
Absolute Group delay at Fc		nS	-	310	-
Temp Coefficient		ppm/°C	-	-0.18	-

### C. FREQUENCY CHARACTERISTICS :

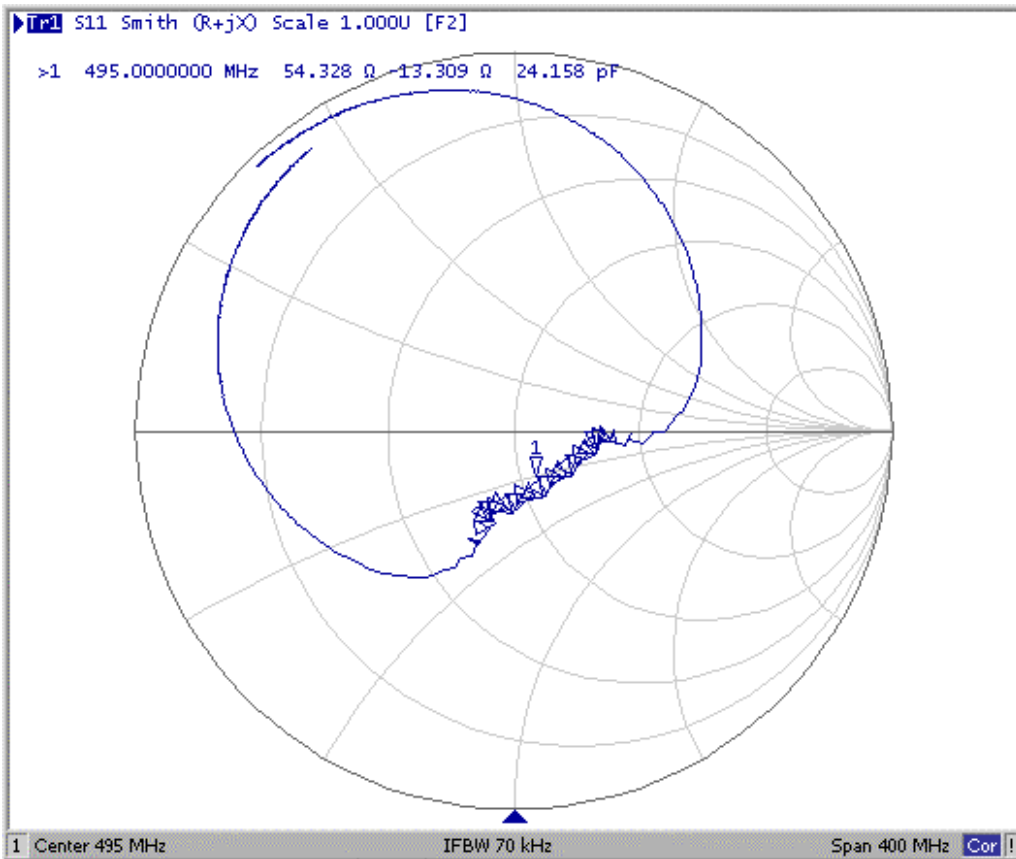
#### 1.S21 Response: (span:400MHz)



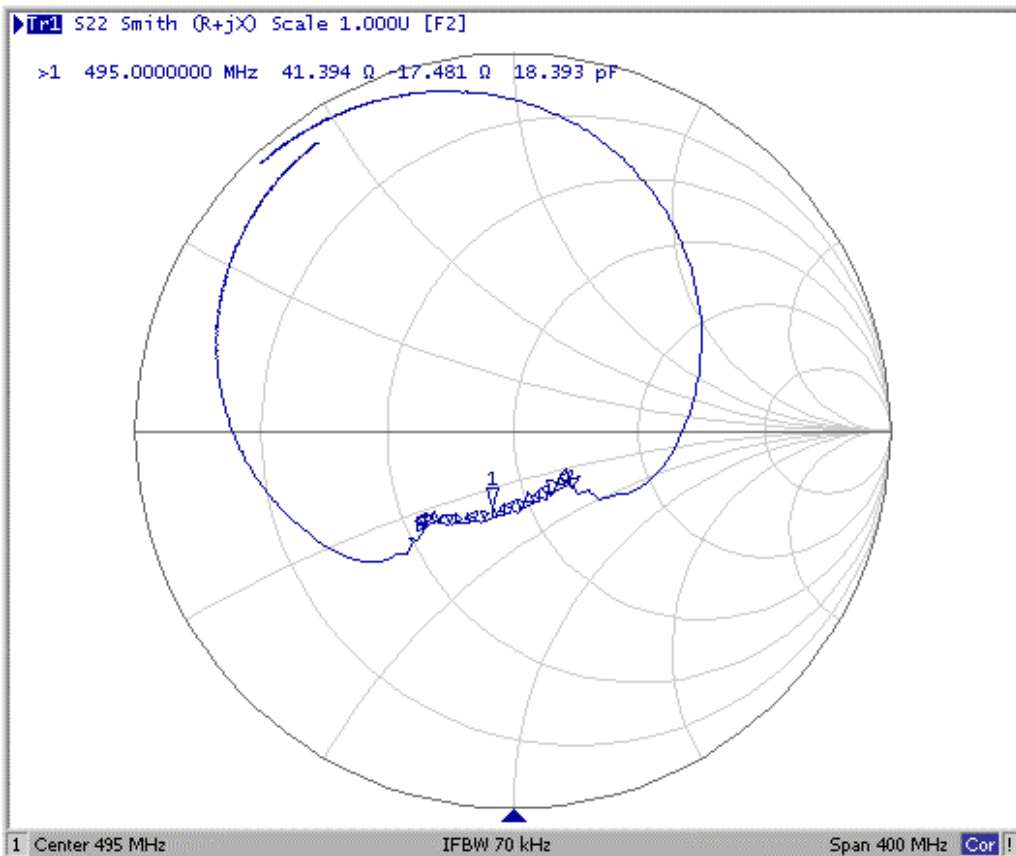
#### 2.S21 Response: (span:50MHz)



### 3.S11 Smith-Chart: (span:400MHz)

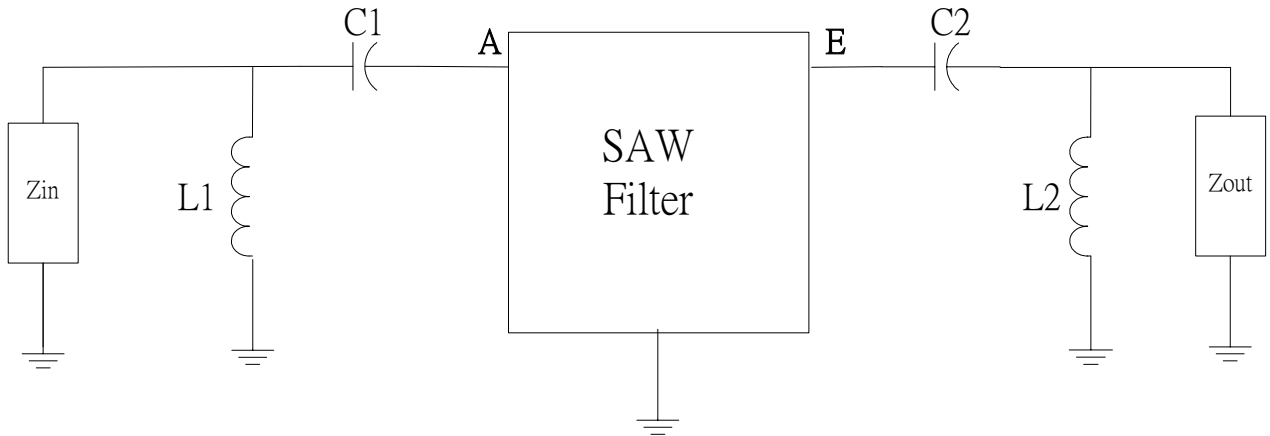


### 4.S22 Smith-Chart: (span:400MHz)



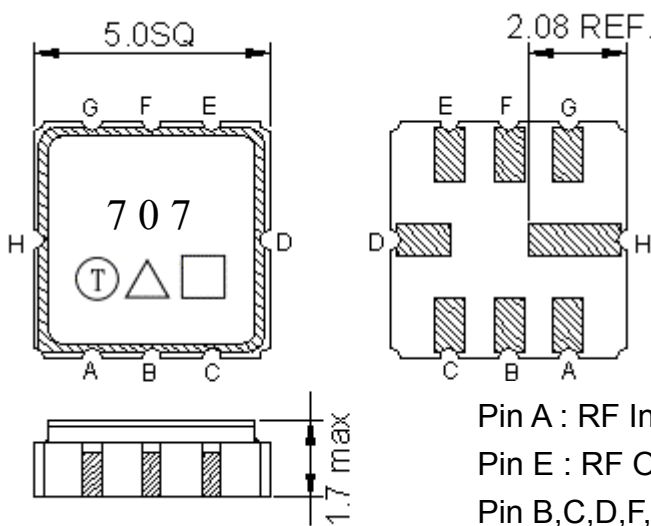
### D. MEASUREMENT CIRCUIT

1. Single ended input 50 ohm to Single ended Output 50 ohm



C1=10.5pF, L1=5.6nH, C2=10pF, L2=5.6nH

### E. OUTLINE DRAWING:



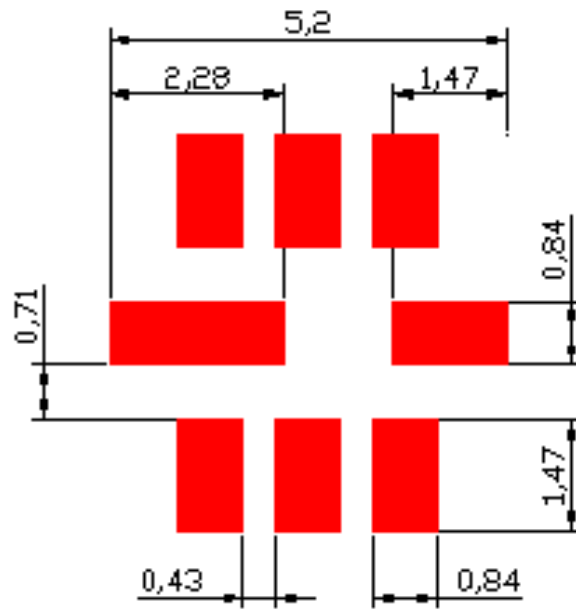
Pin A : RF Input  
 Pin E : RF Output  
 Pin B,C,D,F,G,H : Ground  
 Unit: mm

□ : Week Code (Follow the table from planner each year)

△ : Product / Year Code

Year	2005 2009	2006 2010	2007 2011	2008 2012
Product Code	B	b	<u>B</u>	<u>b</u>

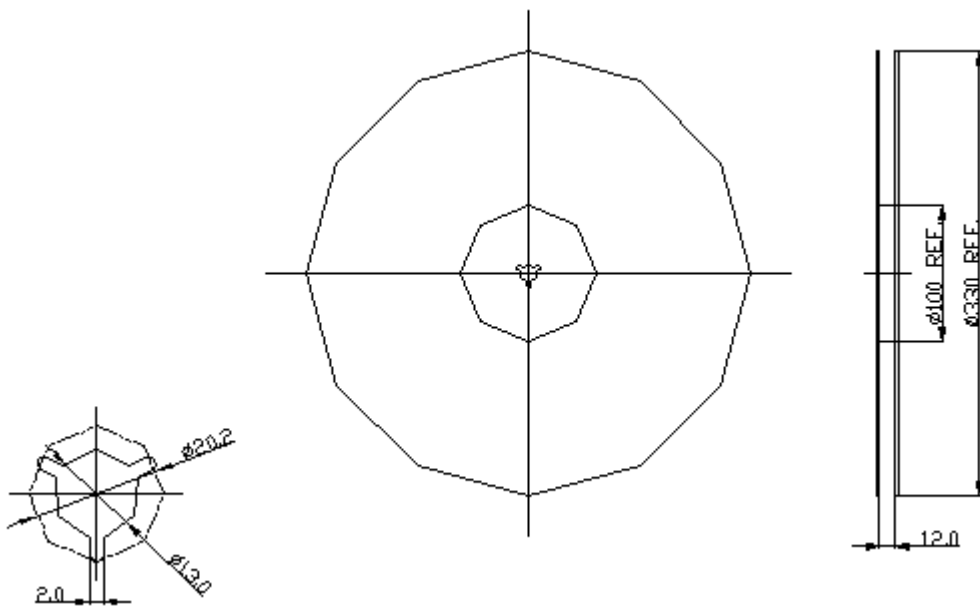
F. PCB Footprint



Unit: mm

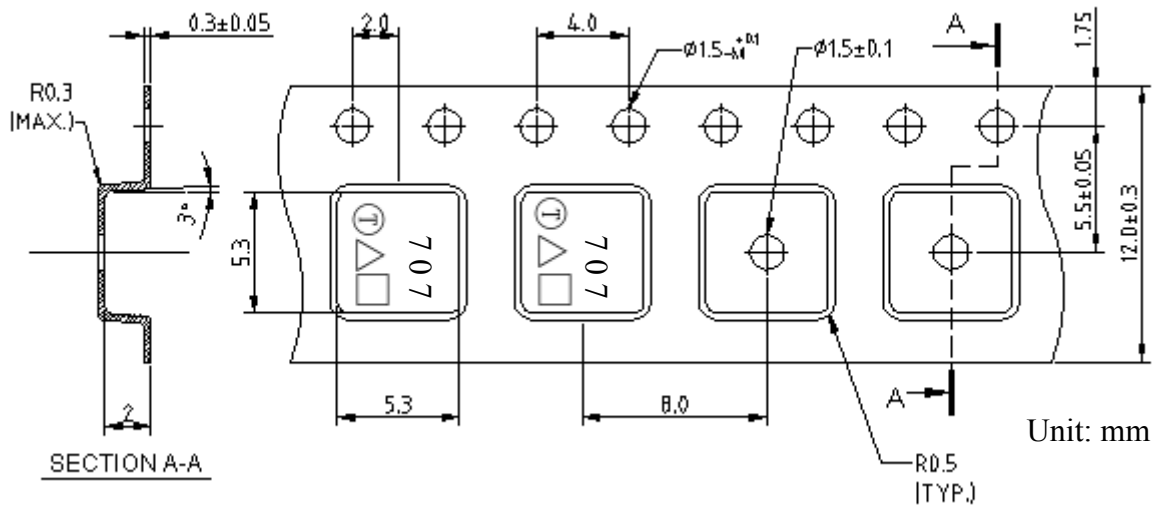
G. PACKING:

1. REEL DIMENSION



Unit: mm

## 2. TAPE DIMENSION



## H. RECOMMENDED REFLOW PROFILE\_:

