

# RF Horns. High Gain Over A Broad

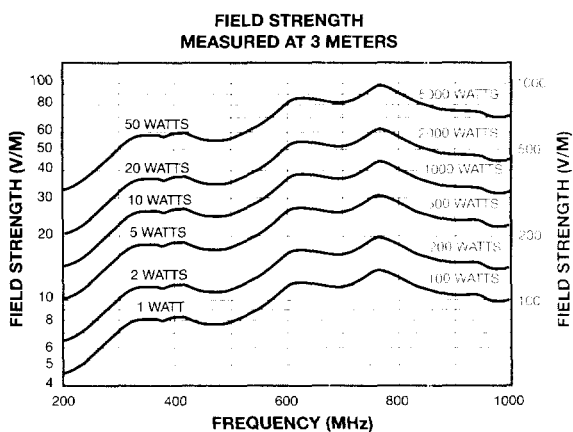
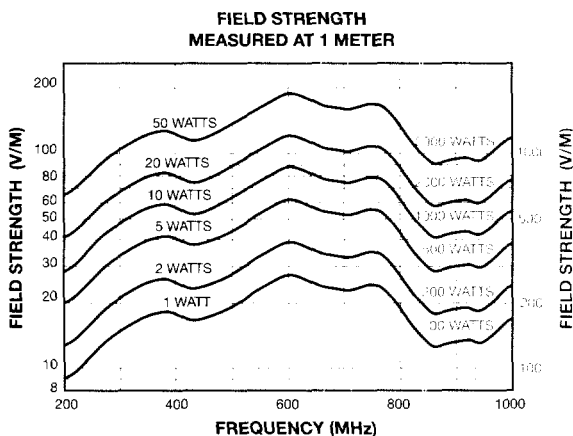
● AT4000/AT4000A

● AT4001/AT4001A


200 MHz To 1 GHz • To 800 V/m

Our RF horn antennas exhibit increasing gain with frequency, up to 18 dBi at 1000 MHz, helping to compensate for losses that occur elsewhere in an RF test system. The new AT4000A handles up to 5000 watts input power and can be used with AR's newest high power amplifiers. Use these antennas in shielded rooms or free space.

## AT4000/AT4000A



Field strengths have been measured in free-space conditions. Individual shielded rooms, amplifiers, and test-system conditions will influence performance. Field strength also varies with frequency and position of antenna and EUT in non-anechoic testing environments.





### SPECIFICATIONS

	AT4000/AT4000A	AT4001/AT4001A
Frequency range	200 to 1000 MHz	400 to 1000 MHz
Power input (maximum)	200-500 MHz 500-1000 MHz	
	1500 watts/5000 watts 1000 watts/3000 watts	1000 watts/3000 watts
Power gain	10 dBi min., typically increasing to 18 dBi at 1000 MHz	10 dBi min., typically increasing to 15 dBi at 1000 MHz
Impedance	50 ohms nominal	50 ohms nominal
VSWR	2.5:1 max., 1.5:1 avg.	2.5:1 max., 1.5:1 avg.
Beamwidth (average)	E plane H plane	
	Typical curves available on request	Typical curves available on request
Connector	Type C female*	Type C female*
Mounting	Heavy-duty tripod included. Pads with 3/8-16 thread for stand mounting vertically or horizontally.	Rear flange for wall mount. Pads with 1/4-20 thread for tripod mount.
Weight	46 kg (100 lb) (approximate)	9.1 kg (20 lb) (maximum)
Size (w x h x d)	109.2 x 145.8 x 175.3 cm (43.0 x 57.4 x 69.0 in.)	56.4 x 79.3 x 73.7 cm (22.2 x 31.2 x 29.0 in.)

\*A connector with 1 1/8" EIA swivel flange is also standard with the AT4000A and AT4001A.

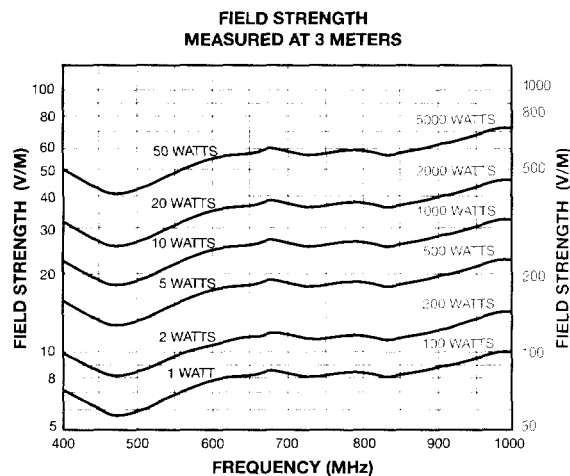
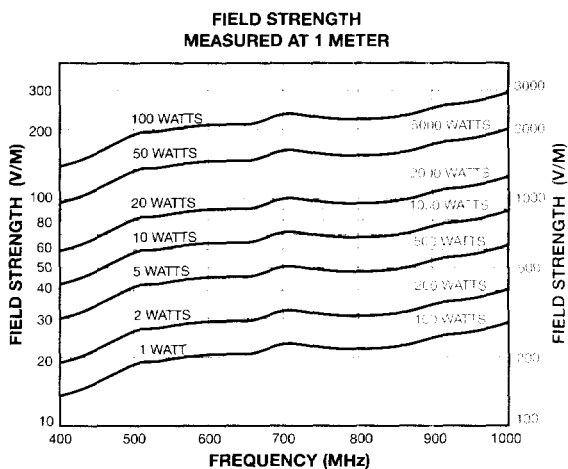
# Spectrum.



## The TP1000A tripod.

Our lightweight, nonconductive tripod supports many antennas. Angle, level and height are easily adjustable. Mount adjusts to accommodate both E and H fields (see Accessories, page 18).

## AT4001/AT4001A



Field strengths have been measured in free-space conditions. Individual shielded rooms, amplifiers, and test-system conditions will influence performance. Field strength also varies with frequency and position of antenna and EUT in non-anechoic testing environments.