



# REVISION E

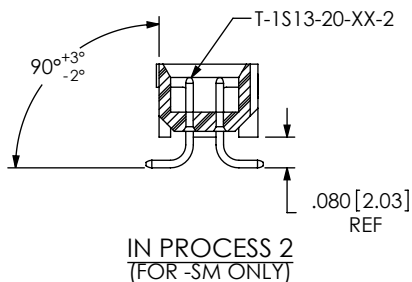
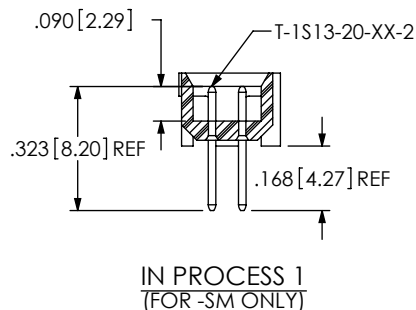
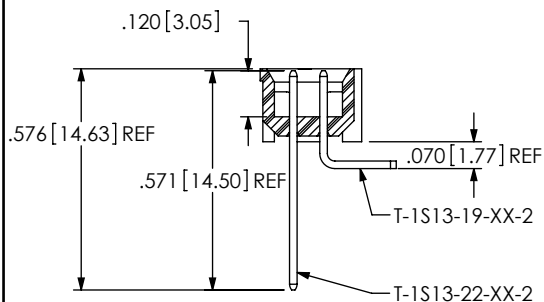
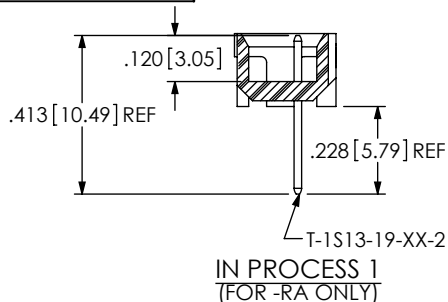


FIG. 2  
ETMM-115-02-X-D-RA SHOWN  
(DIFFERENT AS SHOWN, OTHERWISE SAME AS FIG. 1)

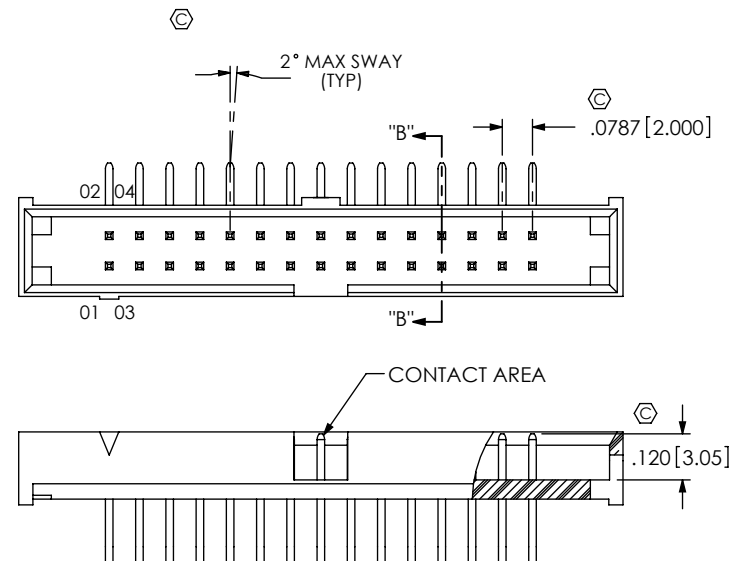
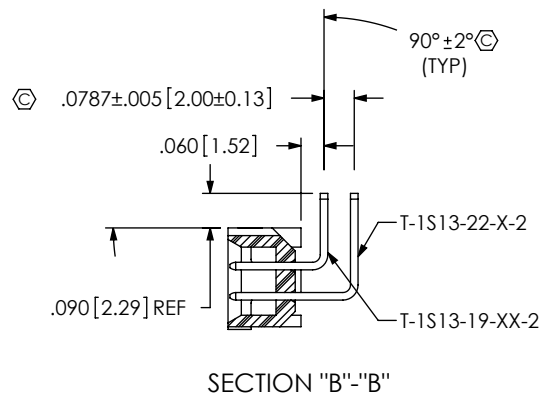


FIG. 3  
ETMM-115-02-X-D-SM-LC SHOWN  
(DIFFERENT AS SHOWN, OTHERWISE SAME AS FIG. 1)

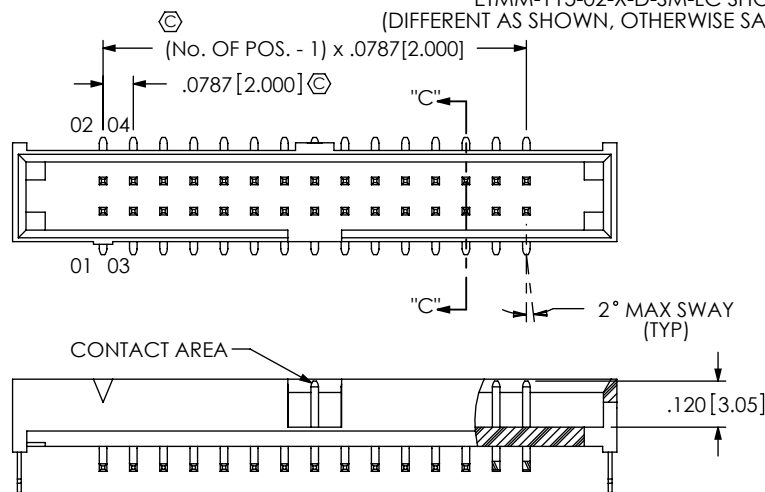
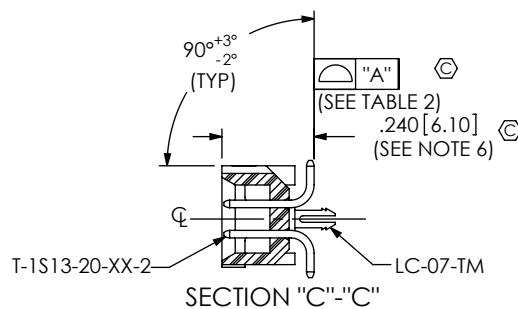
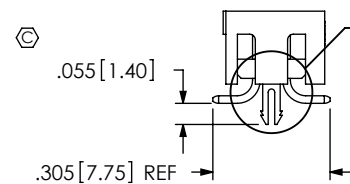
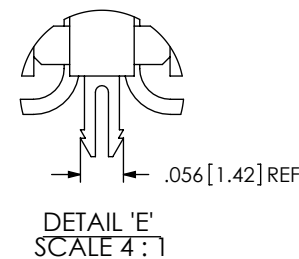


TABLE 2	
No OF POSITIONS	COPLANARITY "A"
2 - 19	.004 [0.10]
20 - 25	.005 [0.13]



## PROPRIETARY NOTE

THIS DOCUMENT CONTAINS INFORMATION CONFIDENTIAL AND PROPRIETARY TO SAMTEC, INC. AND SHALL NOT BE REPRODUCED OR TRANSFERRED TO OTHER DOCUMENTS OR DISCLOSED TO OTHERS OR USED FOR ANY PURPOSE OTHER THAN THAT WHICH IT WAS OBTAINED WITHOUT THE EXPRESSED WRITTEN CONSENT OF SAMTEC, INC.

DO NOT SCALE DRAWING

SHEET SCALE: 2:1

**samtec**

520 PARK EAST BLVD, NEW ALBANY, IN 47150  
PHONE: 812-944-6733 FAX: 812-948-5047  
e-Mail: info@SAMTEC.com code: 55322

DESCRIPTION:

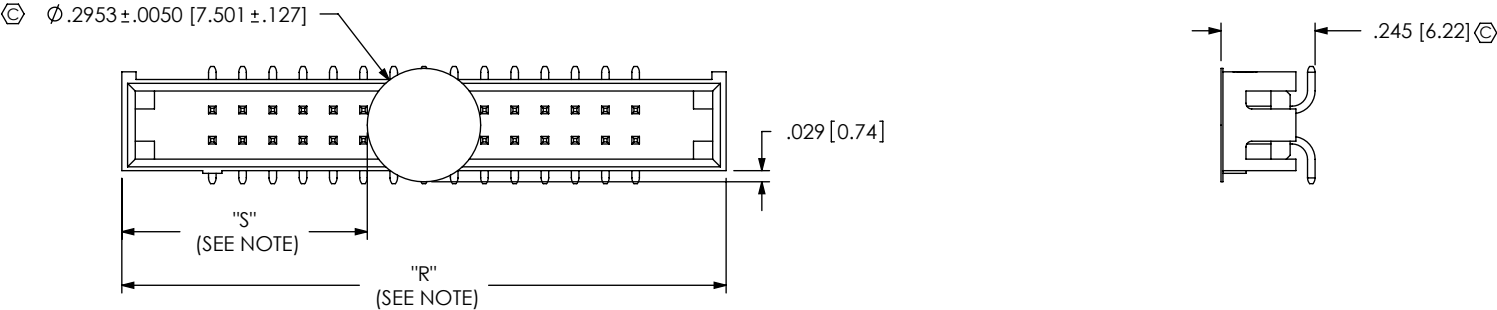
2MM SHROUDED TERMINAL STRIP

DWG. NO.

ETMM-1XX-02-X-D-XX-XX

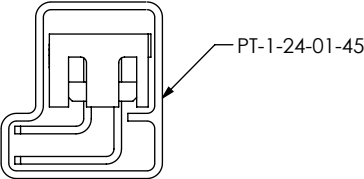
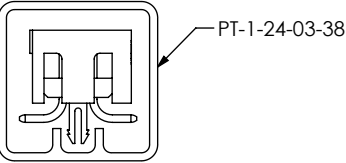
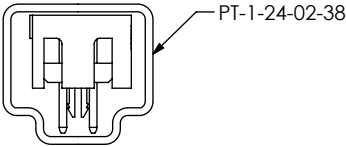
BY: T.NEWTON 12/17/2007 SHEET 2 OF 3

FIG. 4  
ETMM-115-02-X-D-SM-K SHOWN  
(DIFFERENT AS SHOWN OTHERWISE SAME AS FIG. 1)



NOTE: "R" = USED MEASURED DIMENSION (REF)  
"S" = {("R" - .2953[7.50]) / 2}  $\pm$  .020[0.51]

PACKAGING  
ALL PARTS ARE LOADED WITH POSITION 1  
TOWARD ARROW EXCEPT -RA OPTION



NOTE: ALL POSITIONS ARE TO BE TUBED.

TABLE 1		
OPTIONS	PACKAGING TUBE	PLUG
-TH, -TH-LC	PT-1-24-02-38	TP-03
-SM, -SM-LC	PT-1-24-03-38	TP-03
-RA	PT-1-24-01-45	TP-07

PROPRIETARY NOTE  
THIS DOCUMENT CONTAINS INFORMATION  
CONFIDENTIAL AND PROPRIETARY TO  
SAMTEC, INC. AND SHALL NOT BE REPRODUCED  
OR TRANSFERRED TO OTHER DOCUMENTS OR  
DISCLOSED TO OTHERS OR USED FOR ANY  
PURPOSE OTHER THAN THAT WHICH IT WAS  
OBTAINED WITHOUT THE EXPRESSED WRITTEN  
CONSENT OF SAMTEC, INC.

DO NOT SCALE DRAWING

SHEET SCALE: 2:1



520 PARK EAST BLVD, NEW ALBANY, IN 47150  
PHONE: 812-944-6733 FAX: 812-948-5047  
e-Mail: info@SAMTEC.com code: 55322

DESCRIPTION: 2MM SHROUDED TERMINAL STRIP	
DWG. NO. ETMM-1XX-02-X-D-XX-XX	
BY: T.NEWTON 12/17/2007	SHEET 3 OF 3